

bvbfts - REFLECTION - 2017

Reflection of Success, Achievements and Awards of 2016-2017 Batch



DHIRAJ



SHALINI



PRIYANKA



LAWANYA



SHILPA



GAUTAM



NISHANT



SHREYA



ISHA



PARVEEN



AVANINDRA



GAURAV

WWW.

B

V

B

F

T

S

.COM



ANAND



SATAKSHI



MAYANK



ANKUR



ARUN



SUMIT



AJENDRA



SHRAWYA



AJINKYA



GAGAN



LOKESH



DEEPAK



SHIKHA



ARMAN



ADITYA



MUSHKBEZ



PRIYANKA



NAVNEET

Kulapati K.M. Munshi Award Winners of 2017

Bharatiya Vidya Bhavan's Film, TV & Animation Studies Presents
Qualified and Confident TV Professionals to Broadcasting Industry

BVBFTS - Reflection-2017

We are very happy to present a fresh batch (2014-15) of qualified and confident TV Professionals to Broadcasting Industry. For whole year they are provided with best Technical and Creative knowledge with plenty of theory and practical classes. They are tried, tested and examined several times before passing out of the institute. The best part of their training was Bharatiya Vidya Bhavan's Value based Education which has made them honest, polite, hardworking, punctual, reliable and very good human beings.

About Kulapati K.M. Munshi, Founder, Bharatiya Vidya Bhavan

"Versatile", "a philosopher in action", "a man of great ideas and great courage". a multi-faceted genius"-these are the ways in which friends and admirers described Dr. Kanhaiyalal Maneklal Munshi, the founder of Bharatiya Vidya Bhavan. The versatility of Munshiji is seen in his roles as lawyer, creative writer, constitution-maker, freedom fighter, administrator, organization-builder and champion of Indian culture. Dr. Munshi looked upon himself as a "sea shell thrown up by the mighty flood of Indian renaissance."

He founded the Bharatiya Vidya Bhavan along with a few friends late in 1938. He said, "We, the Bhavan's family, whether it is the smaller one or the larger one, must make every effort in restoring an awareness of these values- Satyam, Shivam and Sundaram-Truth, Love and Beauty-in personal and collective life." The Bharatiya Vidya Bhavan, in the words of Dr. Radhakrishnan is the greatest monument of Munshi's life.

Born in Broach on December 30, 1887, Munshiji came under the influence of Sri Aurobindo while studying at Baroda College. A prize winner at the B.A. and LL. B. examinations, he enrolled himself initially as a Pleader and later as an Advocate in the Bombay Bar. He first joined Dr. Besant's All India Home Rule League in 1916 and later the Indian National Congress.

He was elected to the Bombay Legislative Council in 1927. He took part in the Salt Satyagraha in 1930 and was imprisoned for 6 months. In 1932 he was sentenced to two years' rigorous imprisonment. He was elected to the Bombay Legislative Assembly in 1937 and appointed the Home Minister in the first Congress Government. He served as India's Agent-General in Hyderabad when the Nizam was trying to keep his State independent of the Indian Union. He became a member of the Constituent Assembly in 1948. He was Food and Agriculture Minister of the Government of India in 1950. He was Governor of Uttar Pradesh during 1952-57. He resigned from the Congress and became the Vice President of the newly formed "Swatantra Party" standing for free enterprise. Till his death in 1971 he devoted all his energies to the building up of the Bhavan as the premier cultural organization of the country.

Dr. Munshi is reckoned as one of the luminaries of the Gujarati literature and established his reputation as an outstanding novelist, particularly of the historical romance. His "Kulapati's Letters," contributed to the Bhavan's Journal, were widely read and appreciated.



Creative Education

Kulapativani

It must be realised that a student is a composite product of his individual talents and aptitudes; his heredity and environment, the association which springs from his relations to his society and his country; the imponderable influences of the soil; the sights, sounds and habits of his native land, and, above all, of the culture into which he is born.

These factors may not be all apparent in the student; but nevertheless they constitute his subconscious self. Creative education thus takes its stand on the fact that nothing alien to the individual nature of a student can be taught without denying self-fulfillment.

The first step, therefore, in such an education is to teach the student to study, express and live up to the permanent values of his native culture. In order to discover the fundamental of such an education we must begin the search with an entirely fresh outlook. In doing so we must take the standpoint of India; we must evoke the genius of our culture. We may not be partial to ourselves, but in any event we must be true to ourselves. We must get rid of inferiority complex.

By the self alone can the self be raised.

Kulapati Dr. K.M. Munshi
Founder, Bharatiya Vidya Bhavan

॥ आ नो भद्राः क्रतवो यन्तु विश्वतः ॥

Let noble thoughts come to us from every side

—Rigveda, 1-98-i

BVBFTS - Reflection-2017

Reflection of Success, Achievements and Awards of 2016-2017 Batch

CONTENTS

A.	1.	About Bharatiya Vidya Bhavan	2
	2.	Bhavan's Delhi Kendra & BVBFTS	3
	3.	PIP Awards - 2017	4
B.		SHOWCASE OF ACTIVITIES (2016-2017 BATCH)	
	1.	Seminar & Workshops	6
	2.	Talent Show-2016	7
	3.	Smart Quiz Winners-2016-17	7
	4.	Telefilms by Acting Students	9
	5.	Stage Play - Aadhe Adhure by ACT	10
	6.	Kulapati K.M. Munshi Award Ceremony-2016	11
	7.	Daily Cultural Programme at Rishikesh Study Tour	12
	8.	Product Promotion for Marketing	14
	9.	Annual Debate Competition	16
	10.	Canteen Management for Hospitality	17
	11.	Students Laurels and Internship Placement	19
	12.	Community Development at Villages	20
C.		LIST OF QUALIFYING STUDENTS (2016-2017 BATCH)	
	1.	P.G. Diploma in Radio & TV Journalism (RTVJ)	24
	2.	P.G. Diploma in Radio & TV Production (TVP)	28
	3.	P.G. Diploma in Direction & Script Writing (DRS)	30
	4.	P.G. Diploma in Media Management (MDM)	31
	5.	Diploma in Camera & Lighting (CMR)	32
	6.	Diploma in Editing & Sound Recording (EDT)	34
	7.	Diploma in Electronic Media (EMD)	36
	8.	Diploma in Animation Film Making (AFM)	37
	9.	Diploma in Professional Photography (PHT)	38
	10.	Diploma in TV Acting (ACT)	45
	11.	Diploma in Digital Imaging (DIP)	48
D.		LIST OF PROJECTS MADE BY STUDENTS (2016-2017 BATCH)	
	1.	Video Documentaries	52
	2.	Music Videos	55
	3.	Interview / Talk Show	58
	4.	Fiction / Short Story	60
	5.	Video Spot / Advertisements	62
	6.	News Bulletin / Video Magazine	64
	7.	Panel Discussions	65
	8.	Radio Programmes	66
	9.	Live Radio Presentations	68
	10.	News Paper	69
	11.	2D, 3D Movie & 3D Walkthrough	71
	12.	Advertisement Designs for Print Media	72
	13.	Calendars by AFM & DIP Students	73
	14.	One Day Projects	74
	15.	Dissertation by MDM Students	75
	16.	Graphic Work, Cards & Sketches	76

Kulapati K.M. Munshi
Award Winners of 2017

Photos on the Front Page

1. Dhiraj Kumar
1st Position - RTVJ
2. Shalini Negi
2nd Position - RTVJ
3. Priyanka Bhalla
3rd Position - RTVJ
4. Lawanya Nehra
1st Position - TVP
5. Shilpa Sharma
2nd Position - TVP
6. Gautam Kumar
1st Position - DRS
7. Nishant Ketu
2nd Position - DRS
8. Shreya Soni
1st Position - MDM
9. Isha Sanower Baxla
1st Position - EMD
10. Parveen Rawat
2nd Position - EMD
11. Avanindra Prakash
1st Position - PHT
12. Gaurav Sharma
2nd Position - PHT
13. Anand Bhaskar
3rd Position - PHT
14. Satakshi Tripathi
1st Position - DIP
15. Mayank Nayal
2nd Position - DIP
16. Ankur Tomar
1st Position - CMR
17. Arun Naugain
2nd Position - CMR
18. Sumit Maurya
1st Position - EDT
19. Ajendra Singh Yadav
2nd Position - EDT
20. Shrawya Shreya
1st Position - ACT
& Best Actress
21. Ajinkya Salvi
2nd Position - ACT
22. Gagan Srivastava
1st Position - AFM
23. Lokesh
2nd Position - AFM
24. Deepak Singh Rawat
Best Student - UG Group
25. Shikha
Best Student - PG Group
26. Arman-UI-Haq
Best Actor - ACT
27. Aditya Thomas
Best Photographer - PHT
28. Q S Mushkebez UI Hassan
Best Animator - AFM
29. Priyanka Adhikari
Best Graphic Designer - DIP
30. Navneet Kaur
Best Dissertation - MDM

With this issue of Reflection-2017, we are providing 40 'Tips & Tricks', as well as 14 'Lessons to Remember' to young Film Makers in Industry. By remembering these you will become a successful Film Maker.

BHARATIYA VIDYA BHAVAN

Promoting Education, Art, Culture and Moral Values since 1938

Established in 1938 by Dr. K M Munshi with the blessings of Mahatma Gandhi and with the support of several stalwarts of India's freedom movement, Bharatiya Vidya Bhavan has steadily risen to its present stature and grown into not only a significant national but also an international organization. Over the past seven decades, Bharatiya Vidya Bhavan has evolved into a movement intellectual, cultural and educational. The Bhavan has come to be recognized as a fountain of activities, in the literary, educational, ethical, cultural and spiritual life of India. Currently, with its over 100 centres in India, seven overseas centres, a large number of schools and job-oriented courses and professional colleges, Bharatiya Vidya Bhavan has been making a significant contribution to elevate the people mentally, morally and spiritually.

Bharatiya Vidya Bhavan brings out a vast range of publications on philosophy, indology, scriptures, modern life and Gandhian thinking. These and its journals in English, Hindi and Gujarati are devoted to life, literature, culture and promotion of Inter Faith Harmony.

In the present era, it is important to acquaint the youth with the philosophy and ideals of Mahatma Gandhi so that they may imbibe the values inherent in these ideals in their formative years.

www.bhavans.info



Bharatiya Vidya Bhavan's Head Office at Mumbai



Centres of Bharatiya Vidya Bhavan

114 Centres in India • 7 Centres Overseas

ANDHRA PRADESH	38. Malkhed	PUNJAB
1. Bhimavaram	39. Mangalore	79. Amritsar
2. Guntur	40. Mysore	RAJASTHAN
3. Hyderabad	41. Shimoga	80. Jaipur
4. Kakinada	42. Udipi-Manipal	81. Jodhpur
5. Kammam	KERALA	82. Kota
6. Machilipatnam	43. Guruvayur	83. Mukundgarh
7. Ramachandrapuram	44. Irinjalakuda	84. Ratangarh
8. Secunderabad	45. Kannur	TAMIL NADU
9. Tadepalligudam	46. Kochi	85. Chennai
10. Tirupati	47. Kodungallur	86. Coimbatore
11. Visakhapatnam	48. Kottayam	87. Gudalur
12. Warangal	49. Kozhikode	88. Hosur
ASSAM	50. Palakkad	89. Kanchipuram
13. Guwahati	51. Ponnani	90. Kodaikanal
CHHATTISGARH	52. Puthucode	91. Madurai
14. Raipur	53. Ramanattukara	92. Nagercoil
15. Korba	54. Taliparamba	93. Reddialayam
DELHI	55. Thiruvananthapuram	94. Suchindram
16. New Delhi	56. Thirunavaya	95. Tirunelveli
17. Chatrapur	57. Thrissur	96. Tiruchirappalli
GUJARAT	58. Valanchery	TRIPURA
18. Ahmedabad	59. Wadakkanchery	97. Agartala
19. Baroda	60. Wayanad	UTTAR PRADESH
20. Bharuch	MADHYA PRADESH	98. Agra
21. Dakor	61. Bhopal	99. Allahabad
22. Hazira	62. Indore	100. Bharwari
23. Jamnagar	63. Jabalpur	101. Kanpur
24. Kodinar	64. Khor	102. Lucknow
25. Kosamba	65. Satna	103. Modipuram
26. Nadiad	66. Ujjain	104. Noida
27. Surat	MAHARASHTRA	105. Renukoot
HARYANA	MUMBAI H.O.	106. Varanasi
28. Panchkula	67. Andheri	UTTARANCHAL
29. Rohtak	68. Navi Mumbai	107. Dehradun
JAMMU & KASHMIR	69. Aurangabad	108. Roorkee
30. Jammu Tawi	70. Jalgaon	WEST BENGAL
KARNATAKA	71. Kolhapur	109. Bhatpara
31. Bangalore	72. Nagpur	110. Kolkata
32. Bagalkot	73. Pune	111. Haldia
33. Belgaum	74. Salav	112. Serampore
34. Bellary	75. Wardha	113. Siliguri
35. Hubli-Dharwad	ORISSA	UNION
36. Kodagu	76. Berhampur	TERRITORIES
37. Kurkunta	77. Bhubaneswar	114. Chandigarh
	78. Rourkela	

Overseas Centres

• LONDON • NEW YORK • TORONTO
• MEXICO CITY • LISBON • DURBAN • SYDNEY

NATIONAL RECOGNITION

In appreciation of Bharatiya Vidya Bhavan's multifarious activities in the field of culture, education, national integration and communal harmony, the Bhavan has received the following awards/recognition.

- ★ International Gandhi Peace Prize 2002 by the Government of India for Bhavan's significant contributions towards spread of education, integration of the best of ancient and modern values and promotion of peace and harmony among all Faiths and Communities.
- ★ Educational Institution of National Eminence by Govt. of India.
- ★ Rajiv Gandhi Award for National Integration (1992) for Bhavan's outstanding contributions to National Intergration, particularly through its Sarva Dharma Maitri Pratishthan.
- ★ Communal Harmony Award – 1999 by the Government of India for Bhavan's outstanding contributions to the cause of communal harmony and national integration.
- ★ Swami Pranavananda Peace Award 2015 by Gandhi Peace Foundation for Bhavan's contributions to Gandhi Literature.

Bharatiya Vidya Bhavan - Delhi Kendra

Dr. Rajendra Prasad, the first President of India, laid the foundation stone of the Bhavan's Delhi Kendra on 31st March 1952. Pandit Jawaharlal Nehru, the first Prime Minister of India, inaugurated Delhi Kendra on 16th May 1957.

What began as a modest effort of a visionary, has now become a global network comprising 114 centers in India and 7 centers overseas.

Delhi Kendra of Bhavan established

Sardar Patel College of Communication and Management in 1975 to offer job oriented courses in the field of Communication and Management. Further, looking at entry of several satellite TV Channels and growing demand of TV professionals, S.P. College in year 2001, started its Department of Film, TV & Animation Studies, to provide full time and part time courses in the field of Film, Television, Radio and Animation.



Today every TV Channel has professionals trained by Bhavan's Department of Film, TV & Animation Studies (BVBFTS).

Bhavan's Dept. of Film, TV & Animation Studies (BVBFTS)

20 BEST FEATURES OF BVBFTS

1. Basic philosophy followed at Bhavan's BVBFTS is 'Learning by Doing'. Working on different assignments and creative projects makes learning very interesting.
2. Theory and practical goes hand in hand. By understanding theoretical knowledge, students build strong foundation. While practical exposure makes them technically expert and confident to work in Industry.
3. Curriculum is Industry oriented, means students learn what is being practiced at TV channels and Film industry.
4. Department has expert in-house faculties, plus many professional visiting faculties from the industry on its panel.
5. Department has all Required Equipments for practicals on camera handling, still photography, sound recording, Non-Linear Editing etc.
6. In tutorial classes, students are made to work on grooming their Personalities and Developing Presentation Skill.
7. Students Visit TV channels and participate in different TV shows, to develop exposure to professional way of working in Electronic Media.
8. Several Interactive Sessions with Media Professionals are organized, that help students to build contacts and attract jobs from Industry.
9. Monthly Assignments to work on real life situations and face practical hazards, that builds confidence to work professionally.
10. Monthly Tests to keep students regular in studies and to revise syllabus covered in that month. This helps to monitor their progress.
11. Periodical Skill Tests are conducted to supervise growth of technical capabilities in students and discover their weaknesses.
12. Practical Test with Viva, towards the end of each semester, to judge student's practical skill and professional approach.
13. Monthly Smart Quiz - Where students participate and earn cash prizes. This motivates them to Study General Knowledge.
14. BVBFTS organizes Study Tour outside Delhi once in a year, where students work on many projects & activities, to realise Learning is Fun.
15. 'Life Management' is a compulsory subject where students learn how to live Life with Honesty, Love & Integrity, to become 'Good Human Being'.
16. Students are allowed to Borrow Equipments such as Video & Digital Cameras, Mic, Lights, Tripods, etc. to practice outside classroom or at home. They can also borrow CDs, DVDs and Books to study at home.
17. All BVBFTS students collectively produce more than 100 projects every year, which builds confidence to work professionally. All projects become part of their Portfolio.
18. Talent Show, Cultural Programmes and Street Plays are organized to discover students' hidden talent and to make them smart.
19. BVBFTS provides to every student, assistance to get internship training and placement with TV Channels and Production Houses.
20. BVBFTS has M.O.U. signed with Doordarshan TV - to offer one month internship training for students of PG Diploma courses.



BVBFTS- P I P AWARDS 2017

PIP means Partner In Progress

Bharatiya Vidya Bhavan's Dept. of Film, TV & Animation Studies (BVBFTS) was established in year 2001 under the guidance and leadership of our present HOD Shri Dilip Badkar. Today Department has showed good amount of progress in terms of increased number of student, increased number of courses, well designed practical course curriculum, maximum satisfaction from students and large volume of support from Media Industry. All this was possible because of constant effort made by our in-house Faculties, Visiting Faculties and our Ex-students. Every

individual who enters Bharatiya Vidya Bhavan either as student or as faculty remains associated with Department, becomes member of family and offers his/her honest dedicated services. BVB extends sincere thanks to all those who have become Partners in Department's progress. Management of Bhavan has decided to choose and award Ten such members every year to express our gesture of Love and Affection towards their dedicated support to become Partners in our students' Progress.

This year committee has decided following Ten members to receive BVBFTS 'PIP' awards. We congratulate all of them and pray to divine to get their continued support and love to Bharatiya Vidya Bhavan.



Mr. Danish Iqbal

Among the well-known Play Wrights in India, Mr. Danish Iqbal has a winning quality that is hard to compare. In his many well-crafted Plays, he has contributed something new and meaningful, exciting and insightful to the present day Theatre scene. His Plays have always been an intellectually stimulating experience. His writings have taken him to prestigious platforms all over the country and abroad. He is an unusual writer who is truly versatile. He combines in himself various roles of a performer, teacher, writer, researcher, cultural organizer, arts administrator and media person and to all of which he brings exacting standards. A post graduate in Philosophy, with vast background as an actor/director and an enviable experience of visualizing/scripting, Radio and television media add to his distinction as an arts interlocutor. Danish writes articles/reviews for leading Journals and is a frequent invitee to workshops and other academic activities. He has produced, directed and acted in more than 1000 audio-visual productions.

Mr. Danish has had the fortune of working with some of the best theatre persons of the country right from Utpal Dutt to M S Sathyu, and Reoti Saran Sharma to younger generation of writers and directors. He has won many National Awards, including the prestigious 'Mohan Rakesh Samman', 'Public Service Broadcasting Award' (Twice), Best Play Award (Thrice), 'Gandhian Philosophy Award', Lassa Koul Award for Best Documentary on

National Integration and many other honours.

He started and a decade later re-launched the FM Gold Channel of AIR which has established itself as one of the most popular FM Channels of the country. He was also Producer-in-Charge of the prestigious Central Drama Unit of AIR. Through his work, he has championed the cause of dramatic arts relentlessly and nurtured a large repertoire of disciples and students. He has also been associated with the training and nurturing of actors/RJs and has been visiting faculty at IIMC, Media Centre IGNOU, Hyderabad Central University, DU and many other such institutions.

He is associated with BVBFTS from more than seven years as a visiting faculty. Since then he is extending his intensive guidance & support to it. Through his knowledge & guidance many of its students are doing well in their career. BVBFTS can't thank him enough for his valuable time & support; & is privileged to have him as a part of its family.

Ms. Hema Khanna

With phenomenal voice qualities & exceptional presentation style, Mrs. Hema Khanna is an ace Television & Radio Presenter. She has been anchoring the shows for Doordarshan for more than two decades. Also, she is associated with All India Radio (AIR) for more than 19 years. She has anchored and compered Live and recorded programmes, news and news related programmes for almost all Television channels. The list of her expertise is endless. She had anchored Sydney Olympics, presented prestigious government programmes and celebrations at Rajpath and Vigyan Bhawan, anchored various Film Festivals, done various stage shows, acted in television serials, recorded many cultural shows and national programmes for Delhi Doordarshan, presented many programmes for regional language channels and dubbed animation movies too. She had the privilege and honor to be selected as 'National Level Announcer on the panel of Delhi Doordarshan' in 1994 when Doordarshan was the only visual medium for infotainment in India. Apart from doing live announcements, Mrs. Hema Khanna got the chance to anchor and present regularly their legendary shows like Chitrahara, Aap aur Hum, National Programme of Dance & music for legendary artists like Pandit Birju Maharaja, Radha Raja Reddy, Pandit Vidur Malik, Ustad Bismillah Khan, Swapnasundari and many more. She had also anchored the most popular live show on Doordarshan, 'The Evening Live show' for years in which she interviewed many eminent personalities. In 1997 she joined AIR FM & since then presented successfully almost all the shows. With the launch of FM GOLD she has been popularly presenting every show like Radio Rhythm, Andaz-e-Bayan & Radio Reel. With BVBFTS, Mrs. Hema Khanna is associated for more than a decade as a visiting faculty. With exposure of live presentation on television, radio and stage for shows of almost all genres and fields, the chance to share it with future media generation has been of immense satisfaction for her & so is for BVBFTS. For her generous & extensive support, BVBFTS can't thank her enough. It's a privilege for BVBFTS to have her as an important part of BVBFTS family.



Mr. Manoj Tibrewal Aakash

Mr. Manoj Tibrewal Aakash is a young Indian journalist. He is the Founder and Editor-in-Chief of Dynamite News. He is having about two decades of experience in the field of Print, Television and Digital Journalism. He was associated with Doordarshan News for a decade (January 2006 to August 2015) as a Prime Time TV News Anchor and Senior Correspondent. With his fabulous presentation qualities he hosted the popular talk show 'Ek Mulaqat' on DD News continuously for five years (2010-2015) and later continued the show on 'Dynamite News'. In August 2015, he decided to discontinue with DD News and started his own 24x7 online news channel, 'Dynamite News' launched on 16th October 2015. After completing Master's degree in Political Science from Deen Dayal Upadhyay Gorakhpur University, he received his Post Graduate Diploma in Mass Communication from Bharatiya Vidya Bhawan, New Delhi. He then completed his Master in Mass Communication from Guru Jambheshwar University of Science and Technology, Hisar.

He has always extended his kind support to BVBFTS in terms of promoting & providing jobs opportunities to our students. BVBFTS is highly gratified to have his intensive love & support.

Ms. Jasleen Vohra

Ms. Jasleen Vohra is a media professional working as a Producer/Director, Writer, and Television Anchor/Commentator for both Radio and Television. With her exceptional voice qualities & creative storytelling abilities, she has done some of the most prestigious programs of national and internal importance for Doordarshan as an anchor and commentator; these include Republic Day and Independence Day Commentary, National Film Awards, Swearing-in of the President, and various defence and civil investiture ceremonies at Rashtrapati Bhavan. She has also interviewed eminent people from different disciplines, authors, actors, poets, bureaucrats, politicians, social workers and doctors - Magsaysay Awardees and Nobel Laureates, National Award Winners and Sahitya Akademi Awardees. As a producer/director she has made documentaries on various subjects. She is an avid reader and an occasional poet.

Since 2010, she has been nurturing our students for the field of presentation. Through her lessons on Diction & Pronunciations, students of presentation are doing well in the field. BVBFTS extends its gratitude to her for her precious time & efforts.



Mr. Raju Khandelwal

Mr. Raju Khandelwal is an alumnus of BVBFTS. He is a young journalist having more than nine years of experience in media. Mr. Khandelwal is working with China Central TV as a reporter & script writer & recently visited China to cover major stories. With his multi-tasking ability of reporting, editing, writing & camera handling he has worked with various production houses & news channels. He has worked with Italian News channel 'Radio Televisione Italiana RAI', DD Gyan Darshan, Armed Force Film & Photo Division, MH1 News & many more.

After completing graduation from Delhi University, he received Diploma in Electronic Media from BVBFTS in 2007. Since then he is exploring various areas of media. Although it's been almost 10 years he is passed out from BVBFTS but still his attachment with the institute is same. He is always ready to help & guide our students to make a place in media field. He has helped lot of students in getting placements.

Blissful BVBFTS extends its thanks to him for his precious time, love & support towards the department.



Ms. Juuhi Rajput

Juuhi Rajput has been working in the field of media for almost 13 years in the capacities of a journalist, news anchor, researcher and an entrepreneur. Since 2009, she has been leading the Delhi based media company 'CNFC' and has been actively involved with the power sector for 10 years producing and presenting 'Power News'. She has conceptualized and organized various conferences and panel discussions related to power sector with high profile national and international speakers. So far, she has anchored 300 episodes and more than 50 global, national and state level panel discussions. In the time span of 13 years, she has not only managed to create a space for herself in the power sector but also earned national and international recognition and secured leadership roles enabling her to make necessary or desired contribution to the energy sector.

In the year 2013, she was selected as the 'Future Energy Leader' in the year by World Energy Council - A UN accredited global energy body based in London, UK. Ms. Juuhi is the first Indian woman to achieve the position of Member of FEL Board- World Energy Council. She is the youngest and the only woman Governing Council Member of the South Asian Forum for Energy Efficiency. She has also been co opted as a Member of Smart Infrastructure Panel (LITDC P2) created by Bureau of Indian Standards which is the national Standards Body of India working under the aegis of Ministry of Consumer Affairs, Food & Public Distribution, Government of India. She has also been conferred "Outstanding Contribution Award" to energy sector by UP committee of PHD Chamber of Commerce &

Industry. She has also been invited as a guest speaker in recognized educational institutes of the country including IIM- Rohtak, Institute of Management Technology etc and has also been a visiting faculty in Delhi University. Showing her commitment to the economically weaker sections of society, she has recently, founded 'I for Humanity' Foundation to bring change in the lives of the down trodden.

Through her company 'CNFC', she is associated with BVBFTS since 2008 & has been providing job opportunities to our students. BVBFTS feels privileged their extended support. The department is grateful to her for her extensive support.

Media Design

Media Design is a dynamic company involved in fine production of corporate films & other media productions for more than a decade. This fastest growing company with the thirst to work is producing high definition videos that are motivating, educating & entertaining in nature. Hard work is the USP of this company & is associated with top most corporate firms of the world. To name a few, Asian Paints, Asian Paints, Kamdhenu Limited, Toyota, Newholland Tractors, Putzmiester, Doosan, Oerlikon Graziano, Oerlikon Fairfield, PRF, Uniparts, Nagata, Weavetex, Hochiki and many more.

For so many years this firm is consistently recruiting the young & creative talents of BVBFTS. Getting work opportunities for the students from such a spectacular company brings pride to BVBFTS. Being grateful to Media Design is not enough. So BVBFTS expresses its gratitude to Media Design by presenting it BVBFTS's Partner in Progress (PIP) Award.



Mr. Akhilesh Anand

An alumnus of BVBFTS, Mr. Akhilesh Anand is a well known face on ABP News. With over a decade of experience in Electronic Media, he is currently working with ABP News as an anchor. He has anchored number of prime time bulletins, outdoor political shows, discussions & debate shows. He has also worked with Zee news & News24 as an Anchor. He had also worked for Outlook Magazine, Navbharat Times, Hindustan & Dainik Jagran as a freelance journalist. Mr. Anand came from a small town Mokama which is situated in Patna district. After he came to Delhi & acquired graduation from very prestigious college of Delhi University that is Hindu College and also perceived PG diploma in Radio & TV journalism from Bhartiya Vidya Bhavan in 2004-05. After that he did Post Graduation in Mass communication. Passing through all ups & downs Mr. Akhilesh Anand has spent more than a decade in media industry. His job as an anchor gives him new challenges & opportunities every day & he is enjoying it too. Covering eight states during Loksabha election in 2014 from ground zero, doing live anchoring of 26/11 & Anna Movement are the most challenging and memorable experiences of his career till now.

Every year he comes to the department as its guest faculty. As a renowned anchor, he guides & inspires our students for the news media. He shares his experiences through which students learn a lot. BVBFTS is thankful to him for his unconditional support & precious time as our 'Partner in Progress'.

Mr. Bittu Kumar

After completing P.G Diploma in Radio & TV Production & additional Diploma in Acting from BVBFTS in 2015, Mr. Bittu Kumar started working as a writer-director in Mumbai. He owns a production house named 'Mr. Kumar Entertainment'. With his creative skills he has written & directed numerous music videos, documentaries, advertisements & short films for NFDC & his production house. Earlier he was working as a Casting Director in the most popular crime show on TV 'Crime Patrol'. He has also acted tremendously as a lead in number of TV series like 'Taregani' & 'Bus Thode Se Anjane' on DD, 'Crime Patrol' & 'Mann Me Vishwas Hai' on Sony; more than 15 short films & advertisements. He has also awarded by NFDC for his work.

Since 2015, he is actively associated with BVBFTS. He has helped & guided many of our students regarding their career in entertainment media. BVBFTS is thankful to him for his valuable support & wish he'll continue the same.



Ms. Parul Palu

Ms. Parul Palu, an alumnus of BVBFTS (Batch 2015-16) is working with CNN News 18 as an Assistant News Editor in guest co-ordination team. Also, she is a fabulous freelance Event Anchor. With her magnificent presentation skills, she has anchored number of events. Recently for her extra ordinary work, she was awarded as 'Star of the Month' by CNN News 18. After completing her PG Diploma in Media Management from BVBFTS in 2016, she is constantly involved with the department to promote our students in the field. She has helped our students in getting exposure to media.

BVBFTS is thankful to her for providing her valuable support to the department.

Show case of Activities of year 2016-2017

SEMINARS & WORKSHOPS - To interact with Industry Professionals

For professional development apart from classroom teachings, media students require something extra; for which Seminars & workshops contributes a lot. BVBFTS believes that seminars & workshops on various topics can help students to understand common problems or issues that a professional may face on regular basis. Students may come up with new ways to handle things or new ideas. They may get inspired for their career. Also, it may give them the opportunity to develop networking with the experts. Following are the seminars & workshops in which students participated this year:

1. From 16th Sept. to 20th September 2016 students of Direction, TV Production and Media Management participated in PSBT 'Open Frame' Documentary Film Festival at India International Center.

2. A Workshop on Film appreciation was organized on 13th, 14th and 15th September by Ms. Anupama Srinivasan on exploring the documentary, by Ms. Samina Mishra on stories from the world: planning the documentary and by Mr. Ranjan Palit on blurring the lines between documentary and fiction at IIC Delhi.



3. One day Seminar on Terrorism, Kashmir and Media at 'The Asoka Hotel', in the month of October 2016 organized by Centre for Media & Public Policy Research.
4. One day seminar on 'Positioning and (Miss) representation of Women in the Media' at Gandhi Peace Foundation, New Delhi, in the month of March 2017 organized by Jan Media.



5. Youth Conclave' at The Asoka Hotel on 26th March 2017 organized by 'Parliamentarian Magazine'.

6. Seminar on 'Memories of Alok Tomar' a renowned journalist at Constitutional Club, New Delhi in March 2017.

7. Seminar on 'World Radio Day' at India International Center.
8. Two Days Workshop on 'Right to Information (RTI)' by Mr. Anil Dubey, Senior Producer ABP News.
9. Media Seminar on 'How to become News Anchor' by Md. Sayed Suhail, Anchor & Producer, News 24.
10. Media Seminar on 'How to Improve your Personality' by Prof. Mani Bhushan, Delhi University.

11. Media Seminar on 'How to become an Actor' by Mr. Karan Thakur, TV & Film Actor from Mumbai.
12. Media Seminar on 'TV Reporting and Girls' Safety in Media' by Ms. Palak Sharma, Senior Correspondent & Anchor, Rajya Sabha Television (RSTV).
13. Media Seminar on 'Understanding the skill of Entertainment Reporting & Anchoring by Mr. Akhilesh Anand, ABP News.
14. Media Seminar on Health Journalism by Mr. Mukesh Kejariwal, Senior Journalist, Danik Jagran.
15. Media Seminar on 'Three Stages of Production' by Mr. Samrat Ashok Gautam, CEO, 'A SHOT' Production house from Bangalore.

16. Workshop on Marsha Arts by Shri G. Biseshwor Sharma, Marshal Art's expert from Manipur.

17. Dance and Performing Arts workshop by Ms. Sangeeta Sharma, a famous Dance Director from Delhi.




18. Six days workshop on 'Fashion Photography' conducted by Mr. Shailendra Rana, a famous Fashion Photographer.
19. Professional Makeup workshop conducted by Mr. Sajid Anwer, a professional make-up artist from Delhi.
20. Students of Camera Specialization attended a workshop on Panasonic UX-90 4K camera & GH4-DSLR camera conducted by Panasonic.

21. Students of TVP, DRS, CMR, EDT & ACT participated in Two days workshop on REDCAM camera (They made three projects- Music Video, short fiction and commercial Ad).



You as a Photographer, Videographer, Director and Cameraman give maximum importance to the composition of images and not to the Make, Type, or Cost of the Digital Camera.

1



2

Purchase at-least one extra battery, discharge battery fully before recharging it. Keep batteries warm when working in the cold. Always carry battery charger and power adapter.

Show case of Activities of year 2016-2017

TALENT SHOW - Learn to Exhibit your Qualities



'First Step', one can make out with the title itself that it is a beginning towards the journey or this is the point from where journey starts. Confidence is the key to success. We at BVBFTS from the very initial stage

start nurturing the talent and build the confidence of our students. Before moving ahead with the course curriculum, students at BVBFTS face the audience to build their confidence. First Step is the stage provided by BVBFTS to the new students to showcase their talent in front of all students, faculties and staff member. In the academic year 2016-17 around 70 stage performances, more than 40 photographic displays were showcased. Dancing, acting, singing, poetry and speech talent out of all the students were presented.

In total 20 students in singing category, 22 students in dance category, around 10 in mono act, 21 in speech & poetry and 41 in photograph and sketch display were participated this year. The talent show is not to become judgmental about the talent of the students, but still their performances were scrutinized by the

panel of judges which includes Ms. Bhawna Sharma (Faculty of BVBFTS), Mr. Dibyajeevan Mohapatra (Alumni of BVBFTS) and Mr. Nitin Badkar (Visiting faculty of BVBFTS). They imparted their precious time to watch and encourage the talent of our students.

Show was hosted by group of students. Shreya from MDM, Harsha Hiya from RTVJ, Boban John from EMD, Utkarsh Awasthi from RTVJ put their heart and soul in the programme to make it a successful one. At the end of the show most appreciated performances were rewarded. Picture speaks thousand words and the one who made this phrase true was Reyasat student of PHT who got first prize for her photographic display. In dance Parveen Rawat from EMD, Atul Kr. Tiwari from DRS for poetry, in acting category Sampathi from TVP and Tushar from EMD and Siddhant for singing grabbed the applauses and rewards. A show is not possible without a host. Shreya Soni from MDM

won reward for being the best anchor of that evening.

It was a successful programme put forward by the group of students, supporting faculties and staff members.



SMART QUIZ - Monthly activity to make you Smart

Current affairs and general knowledge are two important pillars of Media. Media is now in the front seat in shaping the public opinion and it influences all. The requirement of this profession is a complete media personality with the sound knowledge of current affairs and general knowledge. Reading newspapers and watching news channels helps us to stay updated with the events happening both nationally and internationally. BVBFTS has always worked in favour of its student's benefit and focused on their all round development as a media personality. To practice this, the department of Film and TV Studies organizes general knowledge quiz in a slightly different way which they named as SMART QUIZ. It consists of questions related to Indian Media, Cinema, Politics, Current affairs, Geography and Sports.



Smart Quiz helps media students to grow both on subjective and objective sphere of media knowledge. It widens their sense of seeing the world, understanding it, and analyzing the situations in a better way. An individual having a good knowledge of general affairs is called an intellectual person. It is a sign of an educated and intelligent being. General awareness also helps to grow confidence level. All the students in BVBFTS actively participate in the smart quiz. For them it is an entertaining way to attain knowledge on various subjects. The difficulty bar rises with every passing question, which increases the curiosity level in students. It is like a game, where you not only win but also learn. In order to encourage the students,



decent amount of prizes are distributed to the winners and participants. At total, there are five rounds for each topic and every round is completely different from the other. It aims at nurturing the inner talent of the students at every front.

Always buy branded flash media card from genuine supplier. Format the card inside camera before starting shoot. Use card only in the same camera for shoot. Don't use card to load any other computer file that may have Virus, which will damage your other footage as well as video camera.

3



4

Some cameras have provision to connect Hard Disk to transfer files. This is a better option to take backup. Preferably use SSD (Solid State Disk).

Show case of Activities of year 2016-2017

Smart Quiz Winners

The first smart quiz on topic Media was held in the month of August. All the students of all courses participated in it. Students got questions from media. This Quiz was conducted by Mr. Vishal Sahai. Finally the winners of first quiz test were:



Shreya Soni	MDM-6	1ST Prize
Utkarsh Awasthi	RTVJ-32	IIInd Prize
Gautam Kumar	DRS-6	IIIrd Prize
Ekansh Kumar	MDM-1	Consolation Prize
Priyanka Bhalla	RTVJ-04	Consolation Prize
Shalini Negi	RTVJ-19	Consolation Prize

Shreya Soni	MDM-6	Ist Prize
Atul Kr Tiwari	DRS-5	IIInd Prize
Gautam Kumar	DRS-6	IIIInd Prize
Ajinkya Salvi	RTVJ-11	Consolation Prize
Ravi Papnai	PHT-19	Consolation Prize
Ajendra Singh	EDT-8	Consolation Prize

Fourth Smart Quiz National & International Sports was the most interesting topic for fifth



quiz competition which was held in the month in February. This Quiz was conducted by Mr. Ashwani. Out of all following six students were declared as winners:

Nishant Ketu	DRS-8	Ist Prize
Diren Dhyani	DRS-2	IIInd Prize
Sumit Maurya	EDT-3	IIIrd Prize
Gagan Srivastava	AFM-7	Consolation Prize
Shalini Negi	RTVJ-19	Consolation Prize
Shravan	AFM-6	Consolation Prize



The second topic was on Indian Cinema held in the month of September. The students of all courses were well prepared for it to do well in the quiz. This Quiz was conducted by Ms. Tripti. After the final round winners were:

Atul Kumar Tiwari	DRS-5	Ist Prize
Ajinkya Salvi	RTVJ-11	IIInd Prize
Utkarsh Awasthi	RTVJ-32	IIIInd Prize
Ravi Papnai	PHT-19	Consolation Prize
Diren Dhyani	DRS-2	Consolation Prize
Shreya Singh	RTVJ-27	Consolation Prize

Dept organized its sixth smart quiz on the topic Geographical

facts and figures in the month of March conducted by Ms. Bhawna Sharma. All the students worked hard for this competition as expected and finally following students proved their potential by winning prizes:



Atul Kumar Tiwari	DRS-5	1ST Prize
Yoshieta Gupta	TVP-22	IIInd Prize
Vishal Kr. Tripathi	RTVJ-08	IIIrd Prize
Ekansh Kumar	MDM-01	Consolation Prize
Parveen Rawat	EMD-06	Consolation Prize
Ajendra Singh	EDT-08	Consolation Prize

Electronic Media-Technical was the third topic for the students. This Quiz was conducted by Ms. Daizy. There was a healthy competition among students to win the prize and the winners were:

Mohit Singh	RTVJ-26	Ist Prize
Utkarsh Awasthi	RTVJ-32	IIInd Prize
Atul Kumar Tiwari	DRS-5	IIIrd Prize
Utkarsh Kaudinya	RTVJ-17	Consolation Prize
Shalini Negi	RTVJ-19	Consolation Prize
Parveen Rawat	EMD-6	Consolation Prize

The competition level for the Third Smart Quiz National and International Politics and Current Affairs was high. This Quiz was conducted by Mr. Ramesh Pd Sahu. Students of all courses participated in it. Finally smart judges declared following winners of fourth smart quiz were:

Therefore, one should understand that the SMART QUIZ is a way of broadening their sense of knowledge and changing their perception of understanding things. Gaining information about current affairs is a never-ending process and it will keep growing with time. The SMART QUIZ is a healthy method of keeping the students updated about the past and latest happenings around the world.

Every Camera has eye level finder you must adjust for your eyesight before shoot. While doing this, focus on view finder text, not on camera image.

5



6

While shooting outdoor, direction of Sun is very important. Sunlight from behind and reflector from front is better combination. Always use Sun as backlight.

Show case of Activities of year 2016-2017

A TELEFILM BY ACTING STUDENTS

Atrangi Dulhaniya

The story revolves around the two centralized character, the newly married bride and the groom. The groom Mannu is very much concerned about his wife who is missing. There are few incidents of the past which makes him think that she might have eloped with her boyfriend and the story revolves around the process of change in the mentality. Finally when he realizes that none except him cares about his situation. At last he gets to know that it was just a dream and things are under his control. He now tries to get all things settled in a way he wanted to and makes his fickle minded friends go out of his thoughts and life.

CHARACTERS:-

Mugdha	-	Shrawya Shreya Rajput
Manohar	-	Armaan-UI-Haq
Rajesh	-	Abhishek Lilhori
Guru	-	Sooraj
Dabbu	-	Nitin Panwar
Ghanny	-	Siddhant Malik
Mugdha's Mother	-	Mahima
Mugdha's Mother-in-Law	-	Trishya
Mugdha's Father-in-Law	-	Rajat Kaushik
Chandan	-	Abhishek Gupta

CREW MEMBERS :-

Camera
Md. Junaid
Keshav
Imran

Production Controller

Trishya
Sahil Gupta
Pragyansini Kar

Sound Recording

Rishabh
Ramjeet

Assistant Director

Rajat Kaushik
Atul Kr. Tiwari

Director

Gautam Kumar



ACTING FICTIONS

1) Ek Khayaal

Story reveals around two friends, one of them is depressed because of his personal life. Another friend tried to make him understand the real meaning of life.



Starring
Nitin Panwar
Sushant

DRS-11
ACT-04

2) Maan Gaye Mughal-E-Azam

It is a comical satire on the epic love story of Shahjahan and Anarkali. It shows modern avatar of ancient emperor Shahjahan and his love mate Anarkali.



Starring

Shrawya Shreya Rajput ACT-07
Siddhant Malik EMD-03

3) Sapney

Story captures the relationship of two brothers of which one is settled in city for studies. The one who is studying become modern and criticize the arrival of his brother from village.



Starring

Boban John EMD-01
Abhishek Lilhori ACT-01

4) Zameer

It represents the value of principal in one's life. Story of two friends, of which one is mafia king and earning money from all wrong he can do. Another friend deny to walk on that path to become rich like him.



Starring

Armaan-UI-Haq RTVJ-23
Sooraj ACT-05

5) Zidd

Underworld mafia got caught by the investigative officer. Officer demands the CODEX, but the gangster denies unveiling all the details.



Starring

Ajinkya Salvi RTVJ-11
Abhishek Shukla ACT-05

Wide angle position of the lens offers more overall focus than Telephoto position. Close-up in Telephoto looks better, but don't forget to mount camera on tripod.

7



8

Camcorder microphones are directional, so don't point towards noisy place, keep your subject as close to camera as possible, monitor on VU meter, also use headphone to notice background noise.

9

Show case of Activities of year 2016-2017

A STAGE PLAY PERFORMED BY ACTING STUDENTS AT MUKTADHARA AUDITORIUM

'Ashadh Ka Ek Din' Written by Mohan Rakesh

To give the exposure and stage experience to the students, BVBFTS organized a stage play at Muktaadhara Auditorium on 22nd February 2017. In this acting students of BVBFTS displayed their acting talent in a form of a play based on



renowned play writer Mohan Rakesh's creation, 'Ashadh Ka Ek Din'. The entire cast enacted very well with full of enthusiasm and were managed to grab the huge applauses of appreciation from the audience for their remarkable performance. It is a great achievement for our acting students to perform such a brilliant creation centered on classical Sanskrit writer Kalidas's life, sometime in the 100BCE-400CE period. Play was directed by Prof. K. S. Rajendran, former Professor, National School of Drama.

Synopsis: This is a three-act play centered on Kalidas's life, sometime in the 100BCE-400CE period. In the first act, he is leading a peaceful life in a Himalayan village and is romantically involved with his beloved Mallika.



However, he is invited to appear at King Chandragupta II's court in far-off Ujjayini. Torn between his current idyllic existence and love on one hand and in the desire to achieve greatness on the other, he leaves for Ujjayini in a conflicted state of mind. Mallika wants the best for the man she loves, so she encourages him to go to Ujjayini. In the second act, Kalidas has achieved fame and is married to a sophisticated noblewoman, Priyangumanjari, while Mallika is heartbroken and alone. Kalidas visits his village with his wife and a small retinue. He avoids meeting Mallika, but Priyangumanjari does. Priyangumanjari demeaningly offers to help Mallika by making her a royal



companion and marrying her to one of the royal attendants, but Mallika declines. In the third act, Kalidas reappears in the village. Mallika (with her mother Ambika dead) is now married to & has a daughter from Vilom, a kind of Villain whom

Mallika & Kalidas always hated for questioning their relationship from a worldly perspective. Mallika learns that he has renounced his courtly life and the governorship of Kashmir that he had been granted. Kalidas comes to see Mallika but, learning of her situation, despairs. The play ends with him leaving her house abruptly. Mallika, in a soliloquy says, "Even if I did not remain in your life, you always remained in mine. I never let you wander from my side. You continued to create and I believed that I too am meaningful, that my life is also productive".

CAST

Ambika	- Eshita Dhamija (TVP-12)/ Renu (RTVJ-10)
Mallika	- Shreyya Shreya (ACT-7) / Shreya Singh (RTVJ-27)
Kalidas	- Siddhant Malik (EMD-3)/ Nitin Panwar (DRS-11)
Dantul	- Suraj (ACT-5)/ Boban John (EMD-1)
Matul	- Abhishek Gupta (ACT-6)
Nihkshep	- Boban John (EMD-1)/ Abhishek Shukla (ACT-3)
Vilom	- Arman UI Haq (RTVJ-23)/ Ajinkya Salvi (RTVJ-11)
Rangani	- Shreya Singh (RTVJ-27)/ Shreyya Shreya (ACT-7)
Sangani	- Renu (RTVJ-10)/ Eshita Dhamija (TVP-12)
Anuswara	- Abhishek Lilhori (ACT-1)
Anunashik	- Suraj (ACT-5)
Priyangumanjari	- Shikha (RTVJ-16)

TECHNICAL TEAM

- Costume Design : Shreya Singh, Eshita & Shikha
- Set Designing : Siddhant, Shreyya, Ajinkya & Eshita
- Music : Eshita & Ajinkya Salvi
- Lighting : Tarosh Rao
- Make-up : Sajid Anwar
- Cameramen : Lawanya Nehra, Naveen Nagpal, Mohd. Junaid & Rahul Kumar
- Online Editing : Daizy & Tripti
- Technical Supervision : Sushil Goswami & Anil



Tripod must have fluid head for pan as well as tilt. Extended height of tripod should be more than 6 feet, 9 feet is better to shoot in crowd, use chair or stool to stand behind camera.

9



10

For steadier hand held shoot, lean against a support such as tree, wall etc. and avoid Telephoto. Always use wide angle to get smooth and focused shot without shake.

Show case of Activities of year 2016-2017

Kulapati K.M. Munshi Award Ceremony - July 2016

Bharatiya Vidya Bhavan, Department of Film, TV & Animation Studies organized its 15th Convocation Ceremony at Bhavan's Auditorium on 23rd July'2016 for its Under Graduate Diploma Courses & on 24th of July'2016 for Post Graduate Diploma courses. This ceremony is named as 'Annual Kulapati K.M Munshi Award ceremony'. To grace the occasion on 23rd July'2016, Ms. Smita Prakash, Editor of Asian News International (ANI) was invited as the Chief Guest for the ceremony & Mr. Ashok Shrivastav, Senior Anchor, DD News was invited as the Chief Guest on 24th July'2016.

On both the day, the function started at 4pm with lighting up the 'Lamp of Knowledge' by the honorable Chief Guest accompanied with Mr. Dilip Badkar, H.O.D., Dept. of Film, TV & Animation Studies & Mr. Ashok Pradhan, Director, Delhi Kendra. After this addressing the students & guests, Mr. Dilip Badkar (H.O.D.) gave his inspirational speech.

Now, it was the time to reward students for their hard work, sincerity & dedication. On 23rd July'16, Academic awards to the meritorious students were given by the honorable Chief Guest, Ms. Smita Prakash, awards for the best projects for 1st semester were given by Mr. Ashok Pradhan, Director, BVB Delhi Kendra & for the 2nd semester were presented by Mr. G. Prasad, Ex-Principal Cameraman, IGNOU. On 24th July'16, honorable Chief Guest, Mr. Ashok Shrivastav gave away the awards to merit holders, awards for best projects for 1st semester were presented by Mr. Ashok Pradhan & for 2nd semester were given by Ms. Palak Sharma, Sr. Journalist, Rajya Sabha TV.

It was a wonderful & enlightening evening for the students as Chief Guests Ms. Smita Prakash & Mr. Ashok Shrivastav shared their media experiences & gave tips to the students. On 23rd July'16, Ms. Smita Prakash talked on 'Digitization of Media'. Mr. Ashok Shrivastav discussed 'Balanced Reporting, Media Ethics & News Values' on 24th July'16. Their motivational words enlightened the young media students. After their speech it was the time to reward & thanks 'Partners in Progress' of BVBFTS by presenting the 'PIP Awards' as a token of gratitude. PIP awards are given to the person or organizations promoting students of BVBFTS in the media field, guiding them & helping them regarding placements. On 23rd July'16 PIP awards were given by Mr. Rajat Sen Gupta, Ex Station Director, AIR & on 24th July'16 by Mr. Sunil Das, Sr. Producer, IGNOU.


After awarding the 'Partners in Progress', the award for 'Best Student Of The Year' was announced by the respected H.O.D & the prestigious trophy was presented to the winner on 23rd July'16 by Ms. Hema Khanna, ace Radio & TV Presenter. On 24th July'16, Mr. G. Prasad, Ex Principal Cameraman from IGNOU gave away the trophy to the Best Student of The Year (PG) & Mr. Ashutosh Narayan, Freelance Writer presented the Special Achievement Award to the winners.

At the end of the program, Mr. Ashwani, faculty of BVBFTS & Mr. Ramesh Prasad Sahu, faculty of BVBFTS proposed vote of thanks on 23rd July'16 & 24th July'16 respectively. It was the end of 'batch 2015-16' but the orientation of 'batch 2016-17'. BVBFTS wished good luck to both the batches. This 15th Convocation Ceremony is a new milestone successfully set by BVBFTS.



Avoid using Digital Zoom, Also avoid 'Steady shoot' mode while shooting on tripod. Avoid shooting in low light condition, because auto gain mode will make picture noisy.

11



12

Keep shooting the scene as long as the action is interesting. Long and wide shots require more time on screen, close-ups need less time. For news, correct view point is very important.

Show case of Activities of year 2016-2017

DAILY CULTURAL PROGRAMME WITH LIVE COVERAGE

During the Annual Study Tour 2016-17, Students of BVBFTS organize a cultural program in evening. It is an opportunity for the students to showcase their organizing skills & comprehend the importance of effective and good event managing skills. This strengthen their self-confidence which helps eliminating their stage fear. During the Program, all the Participating groups performed with their innovative ideas. The complete program was recorded with multiple cameras using the online switching techniques, this supported each individual to understand the Technicalities involved during the recording & enhance their knowledge accordingly. At the end of the day students with best performance are rewarded. Following are the detailed team involvement:-

Day 1 - Group B&I



On first day of study tour Group Brewing Mind and IRA had their cultural program. "Laugh Factory" was the theme of the program. All students were excited and come on time as it was first cultural program of this study tour. The

Members of the group were creative and they present new ideas to entertain the audience. The decoration of the stage was organized by whole team.

PriyankaBhalla (RTVJ-04) and Boban John Babu (EMD-01) were the host of the Program. The program was open with the lighting of Lamp with Mr. Amit Jena. PriyankaBhalla (RTVJ-04) entertained the audience with her style of anchoring. A Musical Skit was performed by Jyoti (EDT-16), SumitMaurya (EDT-03), Abhishek (ACT-06) on "Sonamguptabewafahai". This was a heart winning performance. A solo robotic dance performance was presented by Praveen (EMD-06). His performance mesmerized everyone. The best part of the show was to connect with the audience through Games Like Tongue twister. Comedy Mime was performed by SumitMaurya (EDT-03), DeepakSingh Rawat(EDT-06), Shravan(AFM-06), Boban John Babu (EMD-01), Praveen Rawat (EMD-06), Abhishek Gupta (ACT-06) and Gulshan Kumar (CMR-21)



Group Dance was Presented by SumitMaurya (EDT-03), Praveen Rawat (EMD-06), Abhishek Gupta (ACT-06), Deepak(EDT-06), Shravan (AFM-06), Priyankabhalla (RTVJ-4) and Jyoti (EDT-16). At the end, Fashion show was Performed by group Members to introduce themselves in their own style.



Behind the stage Lawanya Nehra (TVP-10) coordinate all performances. The cultural program was for one hour duration. To motivate and encourage upcoming teams two group members were awarded. LawanyaNehra (TVP-

10) and Praveen Rawat (EMD-06) were awarded for their efforts.

Day 2 - Group A+H

Group Abhivyakti and Heroz had their cultural program on Second day of annual study tour. The whole team was full of energy and start their performances on time. The theme of the show was "Bhavan's Got Talent". Trishya (AFM-08) and Mohit (RTVJ-26) did Anchoring. Trishya (AFM-08) has a potential to cheer the audience. Team preparation started from Delhi and now they finally showcase their talent in front of the audience.

The program started with lightning of lamp with Pundirji. The show had three judges Vandana (RTVJ-41) as KiranKher, Faguna (TVP-7) as Karan Johar and Ekta (RTVJ-40) as Malika Arora. Atul Kumar (DRS-5) recited a Poetry on "Badlaav". Ravi Papnai (PHT-19) presented a Skit based on Mahatma Gandhi's message on communal harmony with Mohd. Imran (CMR-6), Krishanbansal (EMD-11), Vipin (EDT-15), Atul (DRS-5) and Mohit (RTVJ-26). This performance was remarkable.

VarunTomar (RTVJ-30) sang Song in his melodious voice. His performance left speechless to judges. Vijay Kumar (TVP-17) and Himani Rawat (RTVJ-3) did duet dance performance on Romantic song which was praised by audience. Mohit Singh (RTVJ-26) sang heart touching lines for audience.



Avoid jump cut and always shoot cut-in and cut-away shots, to correct jump cuts. For interview, shoot plenty of reaction shots.

13



14

Every scene has an Eye Line or Axis. Don't cross Axis or eye-line while shooting different shots from different directions. Cross check footage before leaving the location.

Show case of Activities of year 2016-2017

Varun (RTVJ-30) and Himani (RTVJ-3) presented their talent in form of dance. Ekta's (RTVJ-40) solo dance performance stole heart of the audience. Group Dance "ore Ladke" were performed by all members.

The cultural Programme was well organized. At the end, performances are judged by judges Ravi Papnai (PHT-19) and VarunTomar (RTVJ-30) were appreciated and awarded.

Day 3 - GROUP E&L

On third Day of Study Tour Group Enigma and Lush Strings had their Cultural Program. The theme was "Cine Shades". The group was imaginative and energetic. They decorate the stage with balloons and colorfull posters. The team was well coordinated. SubhavArora(TVP-06) and ShaliniNegi(RTVJ-19) were host of the evening. Their anchoring was remarkable.



Program started with lightning of lamp by Mr. AshwaniJuneja followed by Ganesh Vandana. IshaSonowar (EMD-15), Deepika (RTVJ-24), ShaliniNegi(RTVJ-19), Satakshi (DIP-01), NidhiShailKujur(RTVJ-21) presented dance performance on ganeshvandana. It was a flawless dance. Rajatkaushik (DRS-01) sang a song. AdityaTripathi(EDT-12) and GautamAhuja (DIP-05) did splendid dance on song "Saudakharakhara". NitinPanwar (DRS-11) sang a song in his melodious voice.

Funny dance was performed by KunalSahani(CMR-08),AdityaTripathi(EDT-12), Md. SiddiqueAnsari (EDT-19), SubhavArora(TVP-06), NitinPanwar(DRS-11) andShaliniNegi(RTVJ-19) it was full entertaining.



Aditya(EDT-12) presented his talent in front of the audience. Group dance performance on a Punjabi song "Ishqeratadpave" was appreciated by audience. Satakshi (DIP-01) performed a solo dance performance. Musical skit was performed by whole team "HavanKareng". YoshitaGupta (TVP-22) coordinated and organised backstage. At last the whole program was judged, NitinPanwar(DRS-11) and Satakshi (DIP-01) were awarded for their best performances.

Day 4 - Group F&M

Group First Frame and Manchann had their cultural programe on Fourth day of Annual Study Tour. Golden era to modern era was the theme of the cultural night. Bhawna (EMD-04) and Utkarsh Awasthi (RTVJ-32) host the Evening. Both the Anchors



had their own style of anchoring. Stage was decorated by group memberswith balloons and filmy posters. They presented different types of Program to entertain the audience.

Program was inaugurated by Mr. Ashwani with Lighting of lamp. First performance was initiated by utkarsh kaudinya (RTVJ-32). He performed solo dance in front of the audience. Deeksha Sharma (RTVJ-13) and kritika Mehta (DRS-10) sang song in chorus. Their performance was appreciated by audience. Ravi kant (CMR-16) dance on punjabi song which was enjoyed by everyone. Whole team is Creative and had Special talent. Anshul Saini (EDT-20) and Utkarsh kaudinya (RTVJ-17) presented a comedy act which left audience in laughter. They also invite Audience to present their talent. Coordination of the team is highly appreciable. All team members work hard and tried best for their program which was shown on Stage.

This One Hour programe was highly entertaining and enjoyed by the Audience. Lastly, Utkarsh Awasthi (RTVJ-32) was awarded for his anchoring and utkarsh kaudiya (RTVJ-17) for his talent .

Day 5 - Group C+J

Last day of Cultural Evening, Now its time for Group



Crackerjackers and Jonny Walkers to show their hidden talent on Stage. They choose different theme "Jatra" usually reffered to village fairs. According to Hindu Mythology, it occurs once in a year depends on village God's birthday. This stage was the decorated according to the theme. Ajinkya Salvi (RTVJ-06) and Shreya Singh (RTVJ-27) were the presenters of the Show. This Group had variety of talents. Lighting of lamp was done by Mr. Anil. They presented a theme based act Bajirao followed by dance performance. Mukul Sengar (PHT-22) performed as Bajirao and dance was performed

Avoid using unnecessary camera movement such as Zoom, Pan, Tilt etc. smooth and slow Pan, Tilt, Zoom etc is always very interesting to watch.

15



16

For fast news stories use in-camera editing, means shoot only required visuals in required order to support written script of news story.

Show case of Activities of year 2016-2017

by Arpita Gupta (PHT-16) and Shreya Singh (RTVJ-27). Supporting Actors were Sagar (EDT-14) and Rohit Kumar (EMD-08). Our Chief Guest of night, Mr. Uniyal Ji - Vidhayak of Narreder Nagar was welcomed by Students of BVB. Nishant Ketu (DRS-08) presented a Comedy Skit written by him. One dance performance by Shristi Gupta (RTVJ-28) and Shrawya Shreya (ACT-07) which was liked by the audience. Nishant Ketu (DRS-08) recite a Self written Poetry. He is Multi talented personality and had an art to connect with the audience. Shreya Singh (RTVJ-27), Shristi Gupta (RTVJ-28) and Shrawya Shreya (ACT-07) presented a Group Dance which was well Coordinated and rehearsed. Shrawya Shreya (ACT-07) is professional dancer and actor. Shristi (RTVJ-28) sang a song "Afreem Afreem" in her sweet Voice.



(MDM-01) and Aditya Thomas (PHT-11) presented a group dance. According to their theme, One more skit was presented in by Arman-UI-Haq (RTVJ-23), Ekansh Kumar (MDM-01), Shikha Saxena (RTVJ-16) and Nikhil Verma (EMD-05) which was enjoyed by everyone. Group dance was choreographed and beautifully performed by Ajendra Singh (EDT-08), Nikhil Verma (EMD-05), Aditya Thomas (PHT-11), Neeraj Meena (TVP-09), Gautam Kumar (DRS-06) on Remix Songs. This group coordination was visible in their performances.

Evening ended with appreciation, Arman-UI-Haq (RTVJ-23) and Shikha Saxena (RTVJ-16) were awarded for their flawless performances.

Whole team presented a Fashion Show which was well choreographed. Mr. Uniyal ji our guest highly appreciated the performances and to motivate the team members they awarded the best performances. Shreya Singh (RTVJ-27) and Shrawya Shreya (ACT-07) were awarded for their performances.

Day 6 - Group D&K

Dawn Star and Kshitiz had their cultural Program on sixth day of annual study tour. "Hasi ka Rang Manch" was the title of the show. After hectic day everyone want to relax so team decided to entertain and made people laugh with their talents. Every team member had a Special talent. Gautam Kumar (DRS-06) did anchoring. Mr. Vishal Sahai inaugurated the program with lighting of lamp. Shikha Saxena (RTVJ-16) did a Solo dance performance and grab the attention of audience. Renu (RTVJ-10) sang a Song in her sweet voice. Gautam Kumar (DRS-06) scripted and presented an act. His performance was applauded. An excellent Musical Skit was Presented by Ankur Tomar (CMR-15), Neeraj Meena (TVP-09), Nikhil Verma (EMD-05), Ajendra Singh (EDT-08), Shikha Saxena (RTVJ-16) and Arman-UI-Haq (RTVJ-23) which was appreciated by audience. One comedy act was performed by Aditya Thomas (PHT-11) and Gautam Kumar (DRS-06). Arman-UI-Haq (RTVJ-23), Ekansh Kumar

Day 7 - Group G&N

On seventh day of Annual Study Tour Group Gravity and Nirvana had their Cultural Program. Their theme was "Hasya Vinod". Team decided to be Humorous through out their performances. Anchoring was done by Tushar Sharma (EMD-10), Pragyansini Kar (TVP-11), Eshita Dhamija (TVP-12) and Kulbhushan Rajdev (RTVJ-34) in segments. All the anchors had a special skill to entertain the audience. Mr. Amit Jena lightened the lamp to start the program. First performance was dance on "Ganesh Vandana" by Rohit (EDT-07). The team had inherent talent which was slowly reflect on stage. Abhishek Lihori (ACT-01) presented fabulous dance liked by everyone. Praveen and Varun Tomar presented a face off dance performance. It was gracefully executed. Eshita Dhamija (TVP-12) and Tushar Sharma (EMD-10) performed a comedy act inspired from Bollywood Film King Uncle. The team was highly energetic and well coordinated. Siddhant Malik (EMD-03) and Rajat Singh (AFM-05) presented a comedy dance performance. The show was enjoyed by audience. Tushar Sharma (EMD-10), Sumit Kumar (CMR-04), Eshita Dhamija (TVP-12), Kulbhushan Rajdev (RTVJ-34) and Rohit Kumar (EDT-07) presented a group dance. The entire program was outstanding and gave justice to their theme. For their dedication and Spectacular work two Participants were awarded Eshita Dhamija (TVP-12) and Tushar Sharma (EMD-10).

PRODUCT PROMOTION - to learn Marketing Technique

"Make your Marketing so useful people would pay for it"

Above statement simply explains the importance of marketing i.e. promotional process of a product. Student of Media management have this task to promote the given product. They try to persuade the consumer by the means of electronic as well as print media. During the Annual Study Tour students of Media Management, Camera, Editing and Electronic Media altogether perform the task of product promotion as their first semester projects. Along with this they are also provided with Money Task. During this process students learn about money generation.

Day 1 - Group A and H

Group A and H had their product promotion on the first day of Study Tour. The two products that were given to these two groups were one imported '8 in one-multi screwdriver Torch' & 'Bay Watch- wrist watch-swiss Design'. The MRP and bargain Price for 8 in one-multi screwdriver Torch were Rs 400 and Rs 200 respectively and the MRP and bargain price for the Bay Watch-

wrist watch-swiss Design were Rs 900 and Rs 600 respectively. As these were the first groups to perform this task of event and product promotion, they were really nervous but performed extremely outstanding. They made different video, radio and print ads of these products. And at the end of the day they managed to earn a profit of Rs. 1400. it was their first experience in marketing so they enjoyed a lot in this task. This was equally

Avoid using in-camera special effect such as dissolve, picture-in-picture, wipe etc, even though they look quite interesting.

17



18

Always follow rules of composition. Headroom, Looking space, Action space etc. is very important. Reframe promptly as performer moves.

Show case of Activities of year 2016-2017



distributed in the group. Trishya Gupta (AFM-8), Mohd Imran (CMR-6), Keshav (EDT-2), Vijay (TVP-17), Vandana (RTVJ-41) & Faguna (TVP-7) participated in the making of the video advertisements & print advertisements like posters, banners etc. .

Day 2 - Group N and G:

Group G and N had their product promotion task on the second day of the study tour. The two products given to them were 'Ferrari-Hot & cold stain steel Bottle (1.400ml)' and 'Nirlon' - stainless steel cookware set- with Induction base. The MRP of Ferrari-Hot & cold stain steel Bottle (1.400ml) was Rs 330 and Bargain price was Rs 200. The MRP of Nirlon' - stainless steel cookware set- with Induction base was Rs 2000 and Bargain price is Rs 800. This group performed really very well. They had to sell these two products using their skills. They made different video, radio and print ads to promote their respective products. Their profit was Rs. 1070 after selling product coupons which was a good amount. This was distributed among the group members equally. Eshita Dhamija (TVP-12), Pragyansini Kar (TVP-11), Abhishek Lilhori (ACT-1) & Rohit Kumar (EDT-7) acted in the video advertisements & print advertisements like posters, banners etc. Amandeep Singh (PHT-18) did photography for product promotion & Eshita Dhamija (TVP-12) did the editing work. All other group members tried to convince others to buy coupons for their product by using their marketing skills.



Day 3 - Group M and F

'Samay - wall clock with sweep Mechanism (Size - 18" x7.5")' with MRP of Rs. 250 and bargain price of Rs.150 and 'Pearl- Premium Blanket - (Single) 220cm.x160cm. Blue color with carry bag' with MRP of Rs. 800 and bargain price of Rs. 500 were the two products given to these groups. They showed their talent in making different creative video, radio and print advertisements. The profit they earned through selling coupon was Rs. 520 which was



distributed in the team. Bhawna (EMD-4), Divya Singhmar (TVP-14), Kritika Mehta (DRS-10), Nishu Yadav (TVP-2) acted in their video, radio and print ads. Anshul Saini (EDT-20) is professional photographer who captured all the required images for the promotion. After the preproduction and production the final editing was done by Gagan Srivastava (AFM-7). He is very creative and skilled editor which he reflected through his work.

Day 4 - Group E and L

The two products for these groups were 'Sonilex- FM Radio with USB/SD card Player With Rechargeable Battery' worth Rs 500 and its bargain price was Rs 350. The second product for this group was 'Solar Mobile Charger with Power bank-4000mah With 3 watt solar panel' having MRP of Rs 1350 and bargain price of Rs 800. This group did an excellent job. They used their creative mind in product promotion. They made a profit of Rs 3240 which was a good achievement for the group. They made different creative video, radio and print advertisements to promote their respective products. Satakshi (DIP-1), Gautam Ahuja (DIP-5), Isha Sonowar (EMD-15) & Nitin Panwar (DRS-11) performed in the video & print advertisements of the products that they had to promote. Subhav Arora (TVP-6) was the photographer who captured all the required images of the product. Yoshieta Gupta (TVP-22) edited the advertisement very well.



Day 5 - Group C and J




The two products which were given to these groups were 'MANYA 3 Handi set Small-4" + Media-5" + Big-6" worth Rs 200 and bargain price of Rs 150 and the second product was a 'Sonilex-FM Radio with USB -SD card Bluetooth Speaker' MRP of Rs 800 and Bargain price of Rs

600. They earned a profit of Rs 3060, which was equally distributed among the group members. This group was really very creative and hard working. They made different creative video, radio and print advertisements to promote their respective products. Khushil Pal (DIP-13), Shrewya Shreya (ACT-7), Sristi Gupta RTVJ-28), Shreya Singh (RTVJ-27) acted in the advertisements. Arpita Gupta (PHT-16) handled the camera and also edited the print advertisement.

Depth of Field' is nothing but your main object's relation with background and foreground. You must know how to control D.O.F. before fixing your point of view (P.O.V.) or camera placement.

19



20

While shooting Fiction, always connect external monitor to camera and let Director watch the scene while shooting. He can judge better on White Balance, Focus, camera shake, composition and performer movements.

Show case of Activities of year 2016-2017

Day 6 - Group D and K

The two products which were given to these groups were 'Gogals' worth Rs 500 and bargain price of Rs 100 and the second product was 'Double Bed sheet + 2 Pillowcover- Boxpack' worth Rs 900 and bargain price of Rs 600. First of all they divided the group and assigned them different tasks. They managed to earn 3520. It was a good amount they earned from the product. They realized that marketing is an art and it requires on communication skills.



They made different creative video, radio and print advertisements to promote their respective products in which Shikha Saxena (RTVJ-16), Arman-UI-Haq (RTVJ-23), Gautam Kumar (DRS-6), Neeraj Meena (TVP-9) participated with enthusiasm. Aditya Thomas (PHT-11) was the main photographer who captured all the images for the task. Kaustubh Joshi (AFM-3) designed and made the layout of print advertisement.

ANNUAL DEBATE COMPETITION

'A debate is a discussion involving opposing claims: an argument.'

Media is a creative field and to show creativity one must groom overall personality and develop communication skill. Sometime we find student has low self-confidence while speaking in front of the public. Keeping it in mind BVBFTS organized an Inter-Department debate Competition to enhance their presentation



skill in front of the audience with full confidence. The topic of debate was 'In the opinion of house "Is Digital Money safe? What Guarantee Govt. can give against Cyber Crime and War like situations?" which is the burning topic nowadays. All the students sincerely prepared themselves to be part of this event. All were very much enthusiastic to put their viewpoint on this topic.

BVBFTS invited Dr. Mani Bhushan, a noted political professor in Dept. of Political Science in Dyal Singh College; Mr. Alok Kumar, Senior



Journalist and Dr. Nisha Ratri professor of Maharaja Agrasen Institute of Management Studies as our esteem judges in the panel. The panel of judges selected following students as winners:-


- | | | |
|--------------------|-----------|-------------------|
| 1) Shreya Soni | (MDM-06) | 1st Position |
| 2) Praveen Rawat | (EMD-6) | 2nd Position |
| 3) Utkarsh Awasthi | (RTVJ-32) | 3rd Position |
| 4) Gautam Kumar | (DRS-6) | Consolation Prize |
| 5) Ritu Raj | (RTVJ-13) | Consolation Prize |

In order to encourage students' participation in competition there was prize for the 'best audience question' also for which Ajay Kumar (TVP-16) and Mannykaran Vasudeva (PHT-32) was selected for this category. We find this activity one of the motivating factors for students to actively participate in competition. In the end, honorable judges distributed shield to all the winners and shared their views on the topic. Also, they guided our students on how to enhance their power of thinking and presentation in front of the audience without fear. Harsha and Shristi, students from RTVJ course hosted the event well.



Quartz Halogen Bulbs represents a fire hazards, so should not be placed near flammable material. Also avoid touching bulbs with bare fingers, it is unsafe. Don't overload the Electrical Circuits, Protect with circuit breakers.

21



22

Ambience sound recorded while shooting with video camera is called Live Sound, but to dub dialogues record ambience sound as Wild Track and mix with dubbed dialogues at the time of Video Editing.

Show case of Activities of year 2016-2017

CANTEEN SUPERVISION - to learn Hospitality Management

BHAVAN's Prime motto is to promote learning with fun, BVBFTS's student hosted dinner for their mentors & fellow students, who arrived back from their shoots, at a decorated area. The main motive of the exercise to teach hospitality and management to students. The Program was well organized with Multiple themes which were introduced by students themselves. The Ambience of the Canteen was rotated by each team for dinner, even their costumes were going hand in hand with the theme displayed for the Ambience. Each group were able to manage the canteen fantastically from early morning breakfast startup to dinner closure time. Following are the team initiative conducted:-

Day 1 - Groups D&K

Groups D & K had their canteen supervision task on the first day of the annual study tour. They picked a unique theme - Unity in Diversity. They represented the theme wearing a variety of costumes representing different states of India.



The canteen was also decorated depicting

different regions of the country. Team members namely Shikha Saxena (RTVJ-16), Arman-UI-Haq (RTVJ-23), Renu (RTVJ-10), Dhiraj (RTVJ-30), Gautam Kumar (DRS-06), Sikandar Rathi (DRS-07), Neeraj Meena (TVP-09), Prakriti Khatri (RTVJ-12), Nikhil Verma (EMD-05), Ajendra Singh (EDT-08), Ramjeet Verma (EDT-13), Ankur Tomar (CMR-15), Aditya Thomas (PHT-11), Kaustubh Joshi (AFM-03) and Ekansh Kumar (MDM-01) decorated the canteen. They welcomed all the guests with a warm smile. Everyone enjoyed the food with a soothing environment. The entire team's enthusiasm and efforts were appreciable.

Day 2 - Groups C & J

Groups C & J had their canteen supervision task on the second day of the study tour. Ganesh Chaturthi was the theme they chose.

They celebrated the essence of Ganesh Chaturthi in a miniature form and Anurag played the role of Lord Ganesh. The canteen premise was decorated with torans,



rangolis, diyas and colourful lights. All the team members including Ajinkya Salvi (RTVJ-06), Shrewya Shreya (ACT-07), Sristi Gupta (RTVJ-28), Shreya Singh (RTVJ-27), Nishant Ketu



(DRS-08), Mukul Sengar (PHT-22), Arpita Gupta (PHT-16), Rohit Kumar (EMD-08), Anurag Budakoti (EDT-18), Sagar Bhatia (EDT-14), Khushil Pal (DIP-13) and Kritika (EMD-02) were dressed as per the theme. They welcomed the guests with the traditional tilak and served scrumptious food. After a hectic schedule, everyone enjoyed the dinner in a peaceful and spiritual environment.

Day 3 - Groups B & I

On the third day of the study tour, it was Groups B & I's turn for the canteen supervision task. Since they zeroed in the Christmas



theme, Santa was the centre of attraction of the evening. Their whole team, Priyanka Bhalla (RTVJ-04), Lawanya Nehra (TVP-10), Vikas Kumar (DRS-13), Naveen Nagpal (TVP-18), Abhishek Gupta

(ACT-06), Boban John Babu (EMD-01), Parveen Rawat (EMD-06), Jyoti (EDT-16), Sumit Maurya (EDT-03), Deepak Rawat (EDT-06), Gulshan Kumar (CMR-21) and Shravan (AFM-06) gave special treatment to the guests. They decorated the canteen with bells, ribbons, balloons and a Christmas tree. All of them wore red Santa caps and distributed sweets. Everyone had a fulfilling meal and enjoyed their hospitality.

Practice and use image stabilizers such as Steady-Cam, Glide-Cam, Steady-Moto etc. to shoot in the crowd, over the stairs, and fast movements on the street. The result is interesting.

23



24

Three Point Lighting is best formula to get satisfactory result in most of the situation. Combination of Key light, Fill light and Back light, makes 3 points. Use fourth light on background as Background light.

Show case of Activities of year 2016-2017

Day 4 - Groups A & H

Groups A & H did the canteen supervision on the fourth day of the annual study tour. They decided to choose a theme to give some



adrenaline rush to the guests and hence the picked a sports theme for their task. The canteen was decorated with stickers, posters of famous sports personalities, ribbons and also

displayed sports equipment. Few team members were even dressed as cricketers. All group members of the team namely Mohit Singh (RTVJ-26) Himani Rawat (RTVJ-03), Vandana (RTVJ-41), Ekta Gupta (RTVJ-40), Varun Tomar (RTVJ-30), Atul Kumar (DRS-05), Faguna (TVP-07), Vijay (TVP-17), Trishya Gupta (AFM-08), Rishabh (EDT-04), Keshav (EDT-02), Ravi Papnai (PHT-19), Mohd Imran (CMR-06), Krishan Bansal (EMD-11) and Vipin (EDT-15) decorated the canteen. Their service and polite behaviour was well appreciated. All the faculty members and students enjoyed dining with them.

Day 5 - Groups G & N

Groups G & N had their canteen supervision on the fifth day of the annual study tour. This group decided an interesting theme of the Indian Railways. They embellished the canteen with balloons, chart papers, model of a train, etc. A railway platform was created by the team members Kulbhushan Rajdev (RTVJ-34), Prashant Singh (RTVJ-39), Eshita Dhamija (TVP-12), Pragyansini Kar (TVP-11), Arun Kumar (DRS-09), Abhishek Lilhori (ACT-01), Tavishi (RTVJ-22), Tanvi Sethi (DIP-02), Siddhant Malik (EMD-03), Tushar Sharma (EMD-10), Amandeep Singh Bhogal (PHT-18), Sumit Kumar (CMR-04), Rohit kumar (EDT-07) and Rajat Singh (AFM-05). A ticket counter was also created to make it look real. Delicious food was served and their hospitality was really special for all the invitees.

Day 6 - Groups F & M

It was the sixth day of the annual study tour and groups F & M were on duty for the canteen supervision task. The team decided to go for a progressive theme

and finalized the theme 'Digital India'. They decorated the canteen with stickers and logos. Going by the theme, they made good use of technology and went live on social media platform, Facebook during the

task. Team members Utkarsh Awasthi (RTVJ-32), Vishal Kumar (RTVJ-07), Deeksha Sharma (RTVJ-13), Utkarsh Kaudinya (RTVJ-17), Nishu Yadav (TVP-02), Divya



Singhmar (TVP-14), Kritika Mehta (DRS-10), Abhishek Kumar Shukla (ACT-03), Gagan Srivastava (AFM-07), Rishabh Kumar (EDT-17), Bhawna (EMD-04), Ravi Kant (CMR-16), Anshul Saini (EDT-20) and Vivek Sharma (CMR-20) created the whole environment. Students and faculties appreciated their hospitality.


Day 7 - Groups E & L

Groups E & L had their canteen supervision task on last day of the annual study tour. They came up with an idea of recreating the era of the 1990s. All group members, Shalini Negi (RTVJ-19), Nidhi Shail Kujur (RTVJ-21), Deepika (RTVJ-24), Subhav Arora (TVP-06), Yoshieta Gupta (TVP-22), Rajat Kaushik (DRS-01), Nitin Panwar (DRS-11), Suraj Kumar (ACT-05), Isha Sonowar (EMD-15), Kunal Sawhney (CMR-08), Md. Siddique Ansari (EDT-19), Aditya Tripathi (EDT-12), Gautam Ahuja (DIP-05) and Satakshi (DIP-01) decorated the canteen with balloons, ribbons and other stuff representing the golden period. The annual study tour ended with much enthusiasm and celebration.



Keep experimenting with lights, using cardboard cut-outs, Colour Gels or paper hanging in- front of light, slow fan for strobe, scrim or net over the light to make it soft, and many more. It's creative and enjoyable.

25



26

Always represent your story in the manner of storyboard (small sketches with text of dialogue or narration) it will help you, to get required results, from your Production Team Members.

Show case of Activities of year 2016-2017

INTERNSHIP, CAMPUS INTERVIEWS & PLACEMENTS FOR 2016-17 BATCH

To start a career in media, along with theoretical knowledge & institutional practical training every media student requires an exposure to actual media working. For which a formal practical internship is important. These internships prove as a major point of change in student's life, where they can apply their academic knowledge into real life situation. Department of Film, TV & Animation studies understands this need & intensively believes in building strong relations with Media Channels & Production Houses for internships & placements. This year too, many media channels & production houses came to BVBFTS for campus placements. Many of our students are placed in various channels & production houses. The list is as follows:

- | | | | |
|---------------------------|-------------------------|---|-------------------------------------|
| 1. Doordarshan | 17. CNFC | 33. Fortune Production Pvt. Ltd- Mumbai | 49. Univue Media |
| 2. India News | 18. Youth 4 Work | 34. AVSQUAD Productions | 50. Wikileaks |
| 3. ABP News | 19. Tangerine Digital | 35. Montage Productions Pvt. Ltd | 51. The Quint |
| 4. NewsX | 20. Munsif TV | 36. Luit Productions | 52. iHD Communication |
| 5. Aaj Tak | 21. Lex Do It | 37. Live News Channel | 53. Square Knot next Tech Pvt. Ltd. |
| 6. Hindustan Times | 22. Total TV | 38. Brand TV | 54. Nyoooz.com |
| 7. Times of India | 23. Flamingo Films | 39. Srijan Foundation | 55. Xpose India. |
| 8. ASHOT | 24. World Media Film | 40. www.badalraja.com | 56. Prabhat Prakashan Pvt. Ltd |
| 9. Rajya Sabha Television | 25. STV Haryana | 41. Deloitte | 57. DSF Play |
| 10. Lok Sabha Televison | 26. HMTV | 42. PDT Media House | 59. Stratton Leo Communication |
| 11. Live India | 27. Mass Entertainment | 43. Adglobal360 India Pvt. Ltd | 60. NCR Uday |
| 12. Network 18 | 28. Bhumika Productions | 44. The Humor Beings | 61. Anjan TV |
| 13. News 24 | 29. DD Kisan | 45. DU Community Radio | 62. Food & Beverages Buzz |
| 14. ANI News Agency | 30. Channel 1 News | 46. Sadhana Prime | 63. Divya Delhi News |
| 15. Life link Movies | 31. Media Partners | 47. Dynamite News | |
| 16. Trzy Eventz | 32. Homeshop 18 | 48. The Hindu | |

STUDENT'S LAURELS – Congratulations !

Apart from classroom studies & college projects, there is much more in life where students can participate & show their individual skills. Students of BVBFTS are encouraged to participate in various competitions & in return they bring pride to the institute. During year 2016-17 our students won several prizes in many media Festivals & Competitions at State and National Level:

1. Aditya Thomas, student of PHT won Rs. 10,000 in NDMC's Photo competition in December 2016. His photographs were selected on the theme of Birds/heritage trees for NDMC's 2017 calendar, Diary and Greeting cards.
2. In the month of November 2016, Aditya Thomas, student of PHT participated in Bhai Vir Singh Photography competition & got a Certificate of Appreciation.
3. Mohit Singh, student of PHT Won Rs. 10,000 in NDMC's Photo competition in December 2016. His photographs were selected on the theme of Birds/heritage trees for NDMC's 2017 calendar, Diary and Greeting cards.
4. Shivam Vashisht, a student of PHT won 1st Prize in a Photography Competition organized by IIT, Kanpur & a received a certificate of appreciation in a Photography

Competition organized by IIT, Mumbai.

5. Nishant Ketu (DRS), Vikas Kumar (DRS), Diren Dhyani (DRS), Sikander (DRS), Shreya Singh (RTVJ), Shrawya Shreya Rajput (ACT) & Rohit Kumar (EMD) participated in International Yoga film festival with their film 'Yoga sa Yoga' and received a Certificate of Appreciation.
6. Gautam Kumar (DRS), Atul Kumar (DRS), Rajat (DRS), Pragyansine (TVP), Subhav (TVP), Shikha Saxena (RTVJ) & Vijay Kumar (TVP) participated in International Yoga Film Festival with their film 'Yogom Sarnam Gachchami' & received a Certificate of Appreciation.
7. Atul Kumar (DRS), Gautam (DRS), Rajat (DRS) and Vijay Kumar (TVP) made documentary on 'Jama Masjid' which was screened during the Film festival organized by Bharatiya Vidya Peeth.



Paper edit means planning editing on paper, this is very important to get smooth edit within given amount of time. This will also have control over duration of programme.

27



28

In today's Digital Video Editing, stick to single video formate for shoot. Using footage from different video cameras, shot in different video fromates, will increase rendering time, and this will also reduce image quality. Or sometime it may totally ruin your programme.

Show case of Activities of year 2016-2017

COMMUNITY DEVELOPMENT AT VILLAGES - To understand Real India

India is the country of villages or we can say India lives in villages. More than seventy percent of Indians are living in rural villages. India's growth and progress is heavily dependent on the development of rural villages. In order to know the actual condition of villagers one need to go to remote villages of India. Under the project community development, every year during annual study tour the Dept. of Film, TV & Animation Studies, Bharatiya Vidya Bhavan provides one opportunity to the students to get a firsthand experience about village life. Its noble aim is to reach remote village community. Seven days and seven groups visited to seven villages and created awareness about education, health, employment...etc

Day 1 - Village : Bhingarki

District: Tehri Garhwal Group: Abhivyakti and Heros(A+H)

The first visit was to a village named Bhingarki which was situated in Narendar Nagar constituency in Uttarakhand. It was a small village and the total population around sixty. Hard work, simplicity and plain thinking were a charm of life there. They were mostly farmers and cultivation was their main source of livelihood. For the group Abhivyakti and Heros, it was their first



visit to a rural village for community development task. The entire group members were very excited to interact with villagers. The group first assembled in primary school of the village. They were welcomed by the students and teachers of the village. After that they gathered the villagers. They started with the first-aid medicine which college provided them. Then team divided into four groups. Then each group took specific category of people like women, youth, old age, children to different places available in the school. Group discussed problems that villagers have been facing since long like shortage of electricity and water, unavailability of teachers, doctors, medicines, employment, basic necessities, sanitation, education, women rights, health & hygiene, mother- daughter relationship, etc. villagers were very enthusiastic and showed their complete involvement in each activity. Ruparani Rawat a village woman took to her house where other women discussed about the problem of unemployment in the villages Group members discussed with the headman of the village about the issue. Naresh Bhatt a village man gave them

fruits of his garden which was very tasty and delicious. At the end they performed a small natak about drug de addiction which was liked by them very much. At 5 pm they left the village with tears of happiness.

Day 2 - Village: Khakoor


District: Tehri Garhwal Group: Brewing Mind and Ira(B+I)

For group Brewing Mind and Ira, it was a challenging task as the village was located on the top of a mountain and there was no proper road to reach. So group started the journey by foot without wasting time. They were very energetic and enthusiastic to get new experience. For the children they had geometry boxes, chocolates, drawing sheets and colors. Their main task was to have a close look to village life. Group was warmly welcomed by the villagers. First they decided to gather crowd and started calling people from home to home. They were very polite and shy but they all agreed to come. By that time they offered tea and snacks. One team started talking about the problems in villagers about the shortage of electricity, lack of schools, colleges, banks, health, hygiene and other things. Krishna Kumar Dhondiyal said that people were leaving villages due unemployment. Ashok Bhatt who wanted to go to school but couldn't go as there was no school in that village. Really these were eye opener for them. After that they started explaining charts on health and hygiene, sanitation, heart attack, oral diseases, common fever. They were clearing their doubts about health and how to prevent diseases. It depicted a state of deprivation, dependence and below physical and social



Continuity is very important factor in editing, think twice before joining two shots. While shooting, always give responsibility to single person for checking continuity.

29



30

Follow the grammar of editing – Start with establishing shots follows up with medium shots or close-ups. Avoid placing too many static or fast action shots, back-to-back. Use dissolves or quick fades to repair awkward cuts.

Show case of Activities of year 2016-2017



set up. Inspire of reforms and change in structural set up villages continues to suffer on various accounts. One team member taught them how to make an affordable first aid box and gifted it to Gram Pradhan (Head) of the village. A girl student name Mamta asked her doubts about the career which made us happy that she wanted to be a doctor and serve the villagers. At last group performed one street play based on demonetization which they liked very much. From this visit students got to know a lot of things and returned to Rishikesh before sunset.

Day 3 - Village: Bhainsak

District: Tehri Garhwal
Group: Crackerjacks and Jonny Walkers(C+J)

On the day of Community development task all the group members were excited, happy and energetic to venture and explore the village Bhainsak. It was a very small but very beautiful village surrounded by the green mountains. The task was all about meet villagers to know their needs and desires. First group started the task with first aid box which was completely new to them. Vinayak Bhandari who was an ex army man helped in explaining all the medicine to the villagers. His helping hand was



motivated the group to do well. Sabita Khanduri and Rama Khanduri discussed about various health issues with girls and tried to get the solution of problems. When they asked children what they wanted to become in their life few said doctors, few teachers, few wanted to join army and serve the nation. Team realized that even after lack of facilities they see big dreams and willing to achieve those dreams. After sometime group started their next program which was based on save forest and save life. Students explained the importance of nature in life and advised to save forest from forest wild fire which was a threat to Mother Nature. Then they discussed on different social issues prevailing in the village. After that they presented a street play on save forest. One group visited to village school where they could see the pain and aggression of the teacher whose basic demands for children were left unheard by the higher authorities. Group promised to provide some aid and hoped that they will find solution soon to their problems. Finally they returned back with their task completed successfully.

Day 4 - Village: Chald Gaon

District: Tehri Garhwal Group: Enigma & Lush strings (E+L)


For group Enigma & Lush strings the journey to Chald Gaon took two hours from Rishikesh. The journey was quite picturesque. The travel through the mountains was quite tumultuous. They reached



the base of the mountain at 11 am, from where they walked towards the hilly village. The view from above was quite magnificent which inspired them a lot. First they started gathering the villagers. Villagers were farmers and agriculture was their principal occupation. A majority of the total population was engaged in agricultural activities in cultivating many crops throughout the year. When villagers assembled in front of Panchayati office they started their program. First of all they gave introduction about Bharatiya Vidya Bhavan and its Annual Study Tour Rishikesh. After that they explained about various center and

Simple rule – Editing must be visualized during shooting. The more carefully you shoot, the easier your editing job will be. That is why you must learn Editing.

31



32

If you have chosen to shoot at high resolution video formate such as full HD or 4K etc. then better Edit at same resolution, don't downscale. Save your edited programme on reliable Hard Disk, then only change it to lower resolution for Internet, YouTube, etc.

Show case of Activities of year 2016-2017

state govt scheme in detail and clarified all the doubts like Jan Dhan Yojana, Digital India, Skill India, and Make in India etc. Team provided them handouts and pamphlets so that they can easily understand about these schemes. Then the group started the program on first aid box which was very interesting among youth as they were aware of this box. One girl named Rita Bahuguna helped us in demonstration. Dhiren bhatt and his mother Kalpna Kumari had one to one interaction with the group about the coaching facility in Delhi because she wanted to be a Bank PO. All the villagers gave a thunderous applause and appreciated boys. Then they invited team for tea and snacks where girl members got a chance to personalize with village women. After that group played with children and danced with the elders. The village sarpanch was quite happy with the performance and even the village school master appreciated all the group members.

Day 5 - Village: Dhuadhar

District: Tehri Garhwal Group: Dawn Star and Kshitiz(D+K)

It was 18th December, 2016 and the members of Group-D and K were very much excited for community development. It was road side village and populated one. This Village had an impressive educational scenario. The state governmental authorities paid attention on established many schools at the primary and secondary level that all the students of nearby can pursue their higher education. After meeting with the head man group went to center of the village. First the group divided into two group and started discussion with villagers. They observed that people in this village live in unity and there was a great harmony found in all sphere of the village society. In discussion they found that tourism was another major occupation of people in the villages of Dhuadar. Many people were involved in tourism sector to earn their livelihoods. The people worked as tourist guides, run different types of business like mountain climbing, tracking.etc. In spite of this advancement there was lack of girl child education and early girl marriage was still there. Group told them that girls



are now equal to boys in every filed. Then one team displayed various charts on health and hygienic issues and explained them in very simple language so that they can understand it. They were agreed with us to keep everyone one first aid box and will check expiry date of medicine before using it and consult doctor for medicine. Then they went to a nearby college after receiving invitation from the college authority to interact with college students. In college they performed one street play on drug de addiction. Group conducted a learning session for student on first aid, fire fighting etc. They were taught and enlightened about health related issues, hygiene, importance of education and sports and finally the session ended with loads of fun and thrill altogether

Day 6 - Village: Kodrana

District: Tehri Garhwal
Group: First Frame and Manchann(F+M)


For the community development take on line in which Group First Frame and Manchann tried

to educate and aware the villagers. It was pride day for all the group members. Kodrana village it was around 25 to 30 km away from Rsihikesh. The rout to the village was full of hills and landscape. The group explained in such way so that villagers got an opportunity to learn through various charts based on first aid, fire fighting etc and demo session of first aid handling. There was a wide range of discussion on issues like migration, superstition, value of education and sports....etc. Then the team divided into five small groups. Then each group took specific category of people like women, youth, old age, children and started interaction. They got to know about unavailability of teachers, doctors, medicines, employment, basic necessities, sanitation, education, women rights, etc. villagers were very enthusiastic and showed their complete involvement in each activity. While interacting with them team found agriculture was the principal occupation for most of the villagers. The villagers usually cultivate their lands on their



A Documentary Film involves a search for facts and the truth, but can represent a particular point of view. Discover maximum opinions and feelings, about the issue it explores. This needs hard work.

33



34

Cable carry signal from one equipment to next, so quality of cable is very important. Local cables may look thick and shining, but they contain very less metal or very cheap quality metal, which will deteriorate Video/Audio Signal and bear poor connectivity. So buy only branded good quality expensive cables.

Show case of Activities of year 2016-2017

own; however, they sometime take help of others to do the cultivation better. Group motivated them to do other occupation like village arts and crafts, handicrafts, tourism, different small, medium or large scale industries, etc. so that they can get employment by staying here. It was 5:00 pm time to take leave. Villagers asked us to stay with them for the night but had to reach Rishikesh on time the same day, so members shared their contact numbers with them and promised them that they will keep in touch after going from here.

Day 7 - Village: Onni


District: Tehri Garhwal Group: Gravity and Nirvana (G+N)

Visit to a remote village in Uttarakhand was wonderful experience for the group during community development which was part of the Annual Study Tour organized every year in the month of November at Rishikesh. Onni a small villages nestled in the hills, 20 km from Narender Nagar district headquarters. When they reached the village it was is nearly deserted. According to local residents, most of the villagers abandoned this village. They all went to big cities for livelihood. A great number of houses that occupied the main space in Onni village were all locked. It was disaster to find that village was going to empty. Puran Singh, a sexagenarian farmer said that a decade it had 50 homes and a population of 200 and now come down to 75. For the group it was very sad moment by seeing this disaster condition of the village. In discussion with the villagers students realized that migration was a grave problem in the state. The group asked a local school teacher Ms Rekha Unniyal said that the

rate of migration from the hilly areas of the state has increased after it was formed in 2000. Sanjay Rawat, a farmer told that migration leads to abandonment of villages which causes degradation of land, makes villages unlivable, and further fuels migration. We discussed with them about the solution of this problem and explained them various scheme run by the state government. They agreed with us that by living here they can earn and can live a better life. We suggested them for honey cultivation and small scale industries to tackle this problem. Krishna Pundheer, Samita Pundheer and many others were ready to accept our suggestion. Then group performed in front all the villages a small street play on migration which was full of information Finally group returned to Rishikesh with lots of joy and happiness that they met real India and spent the day in a village which enlighten our life.




Buy plenty of Filters and Auxiliary lenses, such as close-up lens, Macro, Wide converts etc. There is no wear and tear of these, and you always find them useful, so keep them handy. Also buy several step up and step down filter adapters (like 55 to 58 etc) to use same filter on different cameras. Buy genuine imported filters, cheap filters will deteriorate image quality.



36 When you take Audio from sound mixer to feed into camcorder, check twice for earthing noise. You can't notice on VU Meter, you must check it on Headphone. Earthing noise will ruin your hard work.

Avoid cable extension for Mics that will deteriorate audio signal and increase cable noise. Always use reliable XLR cables to extend cable length of Mic.



38 Don't ever use third party AC Adapters with your expensive Digital Camera. Always use original Canon, Panasonic or Sony to respective Cameras. When you read 'Made by Canon' and 'Made for Canon', there is a large difference in quality and reliability. Don't spoil your expensive camera using cheap AC Adaptor.

External Electronic Flash is important accessory of DSLR. Don't use third party flash with your DSLR. Always buy dedicated flash (designed for same camera model) manufactured by same camera company.



40 Don't connect studio flash to your DSLR, with flash chord. Even though it fits perfectly to synch socket. Synchro-chord may carry high voltage from studio flash, which can damage DSLR beyond repairable condition. Always use remote trigger to sync with studio flash.

STUDENTS OF P.G. DIPLOMA IN RADIO & TV JOURNALISM (RTVJ)



TOP 10 TV JOURNALIST



Shalini Negi (RTVJ-19)

2

Age:-21yrs, BA (Hons) in Political Science from Delhi University in the year 2015. Did internship in NDTV News Channel and Doordarshan. She is smart and decent girl. Her approach towards work is very positive. Her learning attitude is her power and strength to be successful. Performance at RTVJ: 70.86%
Telephone No: 9953659707
Email: negishalini20@gmail.com

RTVJ



Dhiraj Kumar (RTVJ-30)

1

Age:-24yrs, B.A (Program) from DU in year 2015. Did internship with NDTV News Channel. He is smart and handsome student. Politeness is his strength and positive thinking is his power. He is a good writer and prolific speaker
Performance at RTVJ: 71.71%
Telephone No: 8587090907
Email: dhirajkumar7214@gmail.com

RTVJ



Priyanka Bhalla (RTVJ-4)

3

Age:-22yrs, BJMC from IP University in year 2016. Working as a content writer for a reputed web. Did internship in Dainik Jagran & Zee Media Co.Pvt.Ltd. She is very adjustable and mentally strong girl. She is always ready to face the problem with bold heart and try to find the solution of every problem. Performance at RTVJ: 70.29%
Telephone No: 9873728446
Email: priyankabhalla1995@gmail.com

RTVJ



Shreya Singh (RTVJ-27)

4

Age:-22yrs, BJMC from DU University in year 2016. Currently working in Wiki leaks. Did intern as a Social Media Manager at Visions of an Earthen Pot. She is talented, always ready to prove her inner strength and capabilities. She has great qualities of managing the time and manpower. Performance at RTVJ: 69.29%
Tel: 8745088474
Email: singhshreya522@gmail.com

RTVJ



Ritu Raj (RTVJ-13)

5

Age:-25yrs, Graduation in Bachelor in Engineering & Technology from MDU in year 2015. Did internship in Doordarshan Kendra in program production. She is very energetic and enthusiastic. She is a good presenter as well as good writer. She knows very well the importance of time and how to manage it in life. Performance at RTVJ: 68.57%
Tel.: 7042754647
Email: rituraj1812@gmail.com

RTVJ



Utkarsh Awasthi (RTVJ-32)

6

Age:-22yrs, BJMC from SHIATS University, Allahabad in the year 2016. Working as reporter for news house. Worked as RJ in Community Radio Station Radio Adan for 1 year. Worked as Trainee Reporter in Regional news channel for 10 months. He believes in acquiring the knowledge from every side. Courage is his inner strength. A good writer and anchor. Performance at RTVJ: 68.57%
Tel: 9198070075
Email: utkarshavasthi11@gmail.com

RTVJ



Ajinkya Salvi (RTVJ-11)

7

Age:-23yrs, B.A English (Hons.) from DU in year 2015. Diploma in Acting from BVBFTS. Was selected for Times of India Teach India Initiative - College Chapter by TOI panel. Contributed articles for renowned sports journalism website www.givemesports.com. He is very polite and charming student. He knows what are creativity and its importance in present life. He has the ability to mobilize the team in the right direction. Performance at RTVJ: 68.5%
Tel: 9873788684 Email: ajinkyasalvi5@gmail.com

RTVJ



Shikha (RTVJ-16)

8

Age:-23yrs, BCA from IGNOU in year 2014. Did internship in Doordarshan in program production. Certified from F-TEC in Computer Applications & Processing. (FC-CAP). She is a all rounder and learning with heart is her objective. Her flexible nature is her great assets. She is very good at voicing and presenting the show. Performance at RTVJ: 67.07%
Tel: 91-7065955733
Email: rj.sh.sxna@gmail.com

RTVJ



Neha Badola (RTVJ-6)

9

Age:-24yrs, BJMC from IP University in year 2016. Did internship in NDTV good times in post production department and also in DD for "Swiss Made Grand Tour" show. She is a very confident news reader with special interest is on politics and current affairs happenings around the world. She is a good writer and speaker both in English and Hindi language. Performance at RTVJ: 67%
Tel: 9873793776
Email: nehabadola212@gmail.com

RTVJ



Tavishi Dogra (RTVJ-22)

10

Age:-22yrs, B.A. (H) Political Science. Currently working as a paid intern in Lok sabha TV Channel. Did internship in DOORDARSHAN, Delhi Kendra She is a good public speaker and honest and intelligent She feels dedication is the key to success
Performance at RTVJ: 66.21%
Telephone No: 9958312497
Email: dogra.tavishi@gmail.com

RTVJ



Harsha Hiya (RTVJ-15)

Age:-25yrs, BA (Hons) in Philosophy from DU in year 2013. Did internship in Doordarshan Channel in program production. She is straight forward student and believes in telling truth. She has a great potential in the field of debating Honest is her only way of success in life. Performance at RTVJ: 65.5%
Telephone No: 9891330163
Email: hiyaharsha1@gmail.com

RTVJ

Lesson to Remember

Lesson No. 1

1. How to SHOOT BETTER Photograph?

The photograph becomes meaningful when it is well balanced in composition and visual appeal. Composition is the organization of visual elements within picture space' so as best to express the purpose. Photographer's purpose is not always simply to please, he may wish to instruct, entertain or even criticize. Photographer can include more or less of the scene by changing his viewpoint, but it does not clear photographer's attitude towards subject. He can express his personal seeking about his subject, by highlighting emphasis i.e. by playing down some objects or aspects of them (objects) and stressing others.

Consider following points while composing your picture:

1. One main centre of interest & it should be placed in a suitable strong position.
2. The rest of the things in the picture should be in harmony with the main object and not confusing.
3. There should not be too many things to compete with each other and distract the attention from the main object.
4. Subject making Background & foreground should be simple and not disturbing
5. Tonal gradations should be well balanced and in proper order.

STUDENTS OF P.G. DIPLOMA IN RADIO & TV JOURNALISM



Pallavi Singh Parmar (RTVJ-7) **RTVJ**
 Age:-21yrs, BJMC from IP University in year 2016.
 Currently working as a content writer in a prominent websites.
 Did internship in ZEE BUSINESS & LIVE INDIA.
 She is an obedient and full of dedication.
 Her passion is to do things differently.
 Her positive attitude reflects in her work.
 Performance at RTVJ: 65.43% Tel: 991029033
 Email: pallavisingh9910@gmail.com



Utkarsh Kaudinya (RTVJ-17) **RTVJ**
 Age:-23yrs, BSc. From CCS University from Meerut, UP in year 2016. Working for news websites
 He is a down to earth student and tries to utilize his wisdom in action. Smart work is his strength.
 He is a good speaker and writer.
 Performance at RTVJ: 64.86%
 Telephone No: 8393819382
 Email: utkarshkaudinya@gmail.com



Rupam Singh (RTVJ-9) **RTVJ**
 Age:-25yrs, BA (Hons) Geography from Magadha University, Bodh Gaya Bihar in year 2015.
 Did internship in Doordarshan Kendra in Program production
 She is very friendly in nature. Due to her easily mix up nature she accommodated herself very well in the society.
 She is very positive in life and always accept everything as it is.
 Performance at RTVJ: 64.43%
 Tel.: 9953990767 Email: rupamsingh8392@gmail.com



Deepika (RTVJ-24) **RTVJ**
 Age:-24yrs, B.A from DU in year 2013.
 Working as content writer
 Did internship in Doordarshan in program production.
 She is a good dancer and a good writer.
 Her strength is confidence and self respect.
 Her attitude towards every task is positive and welcoming.
 Performance at RTVJ: 64.21% Telephone No: 8010218265
 Email:deepikagola2887.dg15@gmail.com



Kulbhushan Rajdev (RTVJ-34) **RTVJ**
 Age:-22yrs, BA (Hindi) hons from Delhi University in the year 2015.
 Did internship in network 18. He is soft spoken and pleasant personality. His down to earth attitude gives the best result always in every task
 Performance at RTVJ: 63.93%
 Telephone No: 7838526306
 Email: rajdev.kulbhushan@gmail.com



Richa Nupur (RTVJ-31) **RTVJ**
 Age:-23yrs, BAJMC from SHIATS, Allahabad in the year 2016. One month Internship in DNA Newspaper, Allahabad. She is very charming and soft-spoken personality.
 She always believes in taking risk in her life. Her positive attitude is the key to success in every task.
 Performance at RTVJ: 63.57%
 Telephone No: 917557458151
 Email: nupurricha2@gmail.com



Renu (RTVJ-10) **RTVJ**
 Age:-24yrs, BA from DU in year 2015. Did internship in NDTV News Channel. Worked with Sycoriaan Matrimonial as Relationship Manager. She is a versatile personality, confident and focused in her life. She is a good orator and creative writer.
 She is very down to earth girl.
 Performance at RTVJ: 63.5%
 Telephone No: 9560845090
 Email: renu.arya0794@gmail.com



Ekta Gupta (RTVJ-40) **RTVJ**
 Age:-24yrs, BJMC from IP University Delhi in the year 2016.
 She is very charming and soft-spoken personality.
 She always believes in taking risk in her life.
 Her positive attitude is the key to success in every task.
 Performance at RTVJ: 63.36%
 Telephone No: -9999924326
 Email: guptasoniya517@gmail.com



Vishal Kumar Tripathi (RTVJ-8) **RTVJ**
 Age:-22yrs, BA from Mahatma Gandhi Kashi Vidyapith, Varansi in year 2015. Did internship in India News Channel. He is a very good speaker and full of confidence.
 He believes in honesty.
 He knows how to remain cool and calm during work pressure
 Performance at RTVJ: 63.21%
 Telephone No: 9711515729
 Email: Email-tripathivishal503@gmail.com



Apurva Sinha (RTVJ-36) **RTVJ**
 Age:-23yrs, BA in Advertisement and Print Journalism from , Allahabad in year 2016. Did Internship in DD & Hindustan Newspaper and Amrit Prabhat Patrika, Allahabad. She is very good at writing in Hindi. She is very positive, bold and always ready to accept the challenge.
 Performance at RTVJ: 62.64%
 Telephone No: 7290973506
 Email: apurvasinha94@gmail.com



Vandana Kumari (RTVJ-41) **RTVJ**
 Age:-22yrs, B.A (Hons.) Hindi from Delhi University in the year 2016.
 She is very good at writing in Hindi.
 A good writer and a good speaker.
 Easy going nature is her assets.
 Performance at RTVJ: 62.43%
 Telephone No: 9711312164
 Email: vandanaverma1995.vv60@gmail.com



Arman UI Haq (RTVJ-23) **RTVJ**
 Age:-24yrs, B.A.(H) Economics from Jamia Millia Islamia University Delhi. Diploma in Acting from BVBFTS. He is very active, smart and positive.
 He always tries to learn new things from the surrounding.
 He updates his general knowledge with the time.
 Performance at RTVJ: 62.36%
 Telephone No: 919711129135
 Email: imdking01@gmail.com

6. Never place the main object right in the centre of the frame.
7. In landscapes outdoors, always keep the horizon line either below or above the centre of the picture and never in the middle.
8. Always see that the horizon line is parallel to the base of the picture. Never, tilt it to any one side.
9. If the picture has action i.e. moving figures in it, then allow more space in-front towards the direction of the movement.
10. Similarly, in portraiture, leave more space towards the side in which the model is looking.
11. Never take a picture with the sun just behind you, or right in

Lesson No. 1
Contd...

Lesson to Remember

- front of you.
12. Use fill-in flash or reflector if you would like to shoot against light.
13. Avoid taking pictures after 10 a.m. & before 4.00 p.m., directly in the sun. prefer shaded area during this time.
14. Always shoot when the light is from the side or at an angle or from the back of object.
15. Avoid taking picture from the waist level. Try little higher or slightly lower angles.

STUDENTS OF P.G. DIPLOMA IN RADIO & TV JOURNALISM



Shalu Tiwari (RTVJ-18)

Age:-22yrs, BA in Media Studies From University of Allahabad, UP in year 2016. Did Internship in Sahara Samay live News Website, Noida. She is a versatile personality. Her confidence and right attitude towards the work is her strength. She thinks very positive and ready to face the challenge. She is a good presenter.
Performance at RTVJ: 62.14%
Telephone No: 9205261799
Email: tiwarishalu@gmail.com

RTVJ



Himani Rawat (RTVJ-3)

Age:-22yrs, B.A (Hons.) History from Motilal Nehru College, Delhi University in year 2016. Did internship in Hindu Newspaper and India News. She always gets ready to face the challenge with courage and profound faith on herself. She has never say die approach. She believes in smart working rather than hard working.
Performance at RTVJ: 62.07%
Telephone No: 9013865443
Email: manirawat08@gmail.com

RTVJ



Kusumlata (RTVJ-1)

Age:-24yrs, BA in Mass Communication & Journalism from SHIATS, Allahabad in year 2016. One month Internship in DD and DNA Newspaper, Allahabad. She is very obedient and honest student. She displayed her curiosity towards learning new thing in every possible way. Her strength is strong observation power.
Performance at RTVJ: 61.64%
Telephone No: 917290972145
Email: kusumlata508@gmail.com

RTVJ



Ritu Yadav (RTVJ-33)

Age:-23yrs, BA from Delhi University in the year 2015. Did internship in Doordarshan Kendra, Delhi. She is very simple and confident student. Faith on self is her strength and tries to find out the solution of every problem.
Performance at RTVJ: 60.43%
Telephone No: 8750733812
Email: yadavritu398@gmail.com

RTVJ



Bhawna Punia (RTVJ-2)

Age:-24yrs, Graduation in English (Hons.) from Himachal Pradesh University in year 2016. Did internship in Network 18. She is very optimistic and ready to accept the challenge in the life. She is a multi talented personality a good anchor, writer and a good dancer. She can do anchoring both Hindi and English. Performance at RTVJ: 60%
Telephone No: 9654406016
Email: bhawna22poonia@gmail.com

RTVJ



Mohit Singh (RTVJ-26)

Age:-26yrs, B.A (Hons) Hindi from DU in year 2016. Working as a "Sr. Executive -Administration & Operation" at News 24 News Channel. He prepares everything in detail so that time can be saved. He is easy going nature and focus on the present task which is there
Performance at RTVJ: 60%
Telephone No: +919560277589
Email: mohitsinghkv@gmail.com

RTVJ



Ankit Goswami (RTVJ-38)

Age:-21yrs, BA in media studies from University of Allahabad in the year 2016. Working as a reporter in a news channel. One month Internship in Sahara National News Channel Noida. He is very polite, soft spoken and friendly in nature and a very good self motivator. Dedication is his inner strength
Performance at RTVJ: 58.57%
Telephone No: 9696608635
Email: ankitgoswami350@gmail.com

RTVJ



Varun Tomar (RTVJ-29)

Age:-22yrs, B.Com from CCS University in the year 2016. Did internship with Network18 TV Channel
He is very good at organizing things.
He gives importance to his task and try to finish it before the deadline.
Performance at RTVJ: 57%
Telephone No: 8267888446
Email: tomar.varun11@gmail.com

RTVJ



Sristi Gupta (RTVJ-28)

Age:-22yrs, BJMC from GGIP University, Delhi in the year 2016. Working in Production House and AIR
She is intelligent and knowledgeable student.
She has great leadership qualities.
She believes hard work rather than luck
Performance at RTVJ: 55.43%
Telephone No: 8130562726
Email: guptasristi67@gmail.com

RTVJ



Shiva Kumari (RTVJ-5)

Age:-26yrs, B.A (Hons.) Political Science from Delhi University in year 2012. She is very polite and charming student. She knows how to remain cool and calm during work pressure and she has the ability to mobilize the team in the right direction.
Performance at RTVJ: 54.79%
Telephone No: 99581440214

RTVJ



Nidhi Shail Kujur (RTVJ-21)

Age:-23yrs, BAJMC from SIHATS University from Allahabad, UP in the year 2016. Did internship in Doordarshan Kendra in program production. She is very simple and decent girl.
She gives first priority to work
Her positive approach is key to be success.
Performance at RTVJ: 53%
Telephone No: 9161820396
Email: nkujur32@gmail.com

RTVJ



Sakshi Aggarwal (RTVJ-20)

Age:-22yrs, BJMC from IP University, Delhi in the year 2015. Did internship with United News of India and Doordarshan Delhi. She is very silent and soft spoken, believes in simple living and high thinking. She bears all the responsibility with confidence and faith on the team member.
Performance at RTVJ: 52.79%
Telephone No: 9999820781
Email: sakshi.aggarwal349@gmail.com

RTVJ

Lesson to Remember

Lesson No. 2

2. How to START making TV programmes?

Developing an idea into programme

Television offers a vast range of techniques for getting the message across to the audience, many of them are very simple to use. Don't always go for the obvious, see if there is a better, more imaginative way for communicating what you want to say.

Enlarge your own armors of techniques by watching how other directors handle their material. You could adopt some of their ideas for your own programmes.

Techniques should complement, not confuse the message you are trying to get across.

Selecting an IDEA

Keep formulas fresh by looking out all the time for new ways of improving them.

Test all new programme ideas by asking

1. Does it entertain? YES required for all ideas.
2. Does it inform? YES also required for all ideas (except purely entertainment programmes).

Television is not good at conveying large amounts of detailed information. So you have to select only the most important facts to put in your programme and leave the other out.

STUDENTS OF P.G. DIPLOMA IN RADIO & TV JOURNALISM



Prakriti Khatri (RTVJ-12)

Age:-21yrs, BJMC from IP University in year 2016.
She is an honest and truthful student.
She is very friendly in nature and always extends her hands to help others. She believes confidence is the key to success.
Performance at RTVJ: 52.14%
Telephone No: 7042754647
Email: prakrotkhatri.13@gmail.com

RTVJ



Divyank Suryavanshi (RTVJ-37)

Age:-23yrs, BA Media Studies from Allahabad University UP in the year 2016.
He is very energetic and active student.
He believes in quality rather the quantity,
Performance at RTVJ: Result Awaited
Telephone No: 9205261799
Email: suryavanshi365gs@gmail.com

RTVJ



Prashant Singh (RTVJ-39)

Age:-22yrs, BA from BR Ambedkar University in the year 2015. Did internship in national news channel. He is very polite and charming student. He knows how to remain cool and calm during work pressure and he has the ability to mobilize the team in the right direction.
Performance at RTVJ: Result Awaited
Telephone No: 9719377931
Email: prashantsingh@yahoo.com

RTVJ



Deeksha Sharma (RTVJ-14)

Age:-23yrs, BJMC from North Bengal University, West Bengal in year 2016. Working as content writer for websites. Fluency in English is her strength.
She is a good article writer
She wants to be a good journalist with a purpose.
Performance at RTVJ: Result Awaited
Telephone No: 8927884719
Email: deeksha5059@gmail.com

RTVJ

Hints for thinking up good ideas:

**Lesson No. 2
Contd...**

1. Do programmes about things you feel strongly about
2. Give yourself a chance of making successful programmes by picking subjects which interest human beings (the extraordinary interest people more than just statistics).
3. Create your own idea bank.

RESEARCH is very important

Every programme needs research. As a producer you should do your own so that...

1. You know enough about the subject and select the important points for television programme, classifying them into most important, important and less important.
2. During research you will recognize the material which will come across best on television-no one else can do this. You must do it yourself.

Think in pictures and sequences of pictures. Follow up all likely leads. Be open to new ideas. Start thinking about your choice of music. Record first conversation with likely contributors. Keep a notebook.

Time is money, save both by proper **PLANNING**.

Follow these tips

1. Look around the location and talk to people there.

Lesson to Remember

2. Check the position of sun, and shadow regions at morning and evening.
3. Look out for interesting shots, particularly those which show things changing or 'say it all'.
4. Check the electricity supply and for high-power hazards for sound or video.
5. Check for noise problems both obvious and hidden.
6. Double-check shooting permissions.
7. Check contracts are clear about shooting times and dates. Check calendar, time tables for possible shooting snags.
8. Check crew feeding and toilet arrangements. Arrange car parking, and safety rooms for equipments.
9. Are walkie-talkies or PA system for cameras or crew needed?
10. Take photographs which might help studio-based technicians.
11. Look for publicity photographs. If you think of any, make a note to arrange for a photographer to come on shooting day.
12. Can you give clear 'how to get there' instructions?

3. Understand Your VIDEO CAMERA

Lesson No. 3

Most important is the **OPTICS** of Video Camera

The f-number or lens aperture ratio is the diameter of the lens to its focal length. The f-number of the lens when fully open is known as the speed of the lens (Relative aperture). The higher the f-number the greater the depth of field (the area where everything is in sharp focus). The lower the f-number, the shallower the depth of field. You can use this to your advantage by making background sharp or out of focus.

Zoom Lenses

The zoom lens is the most useful lens because it can change its focal

Lesson to Remember

length. The shorter the focal length, the wider the angle of view. The longer the focal length, the narrower the angle of view. Zoom lenses are described by the ratio of their widest to their narrowest angle. Thus a lens with a wide angle of 50° and a narrow angle of 5° is known as a 10:1 zoom (a ten-to-one zoom). Zoom lenses give their most natural picture in the central part of the zoom.

At the wide-angle end

- the distance between foreground and background is exaggerated.
- the speed of anything moving towards or away from the camera is exaggerated.

STUDENTS OF P.G. DIPLOMA IN RADIO & TELEVISION PRODUCTION (TVP)



TOP 5 TV PRODUCERS



Shilpa Sharma (TVP-08)

2

Age: 27 years. P.G. Diploma in Radio & TV Production and BA (Journalism & Mass Communication) from Delhi University. Certificate course in Basic Computer. Did one month internship in DD, Delhi Kendra. She is calm, silent and an observer. She possess silent and mature behavior.
Contact: 9555902895
E-mail id: somyar40@gmail.com
Performance at BVB: 64.93%

TVP



Pragyansini Kar (TVP-11)

4

Age: 23 years. P.G. Diploma in Radio & TV Production and BJMC from Amity University. Did one month internship in DD, Delhi Kendra. She is hardworking, soft spoken, beautiful girl, she is enthusiast to learn new things.
Contact: 9650024974
E-mail id: prgyansinikar@gmail.com
Performance at BVB: 60%

TVP



Subhav Arora (TVP-06)

Age: 25 years. P.G. Diploma in Radio & TV Production and B. Com (H) from Delhi University. Did one month internship in DD, Delhi Kendra. Running his own wedding photography company by the name of 'Shivam Videos'. He is very enthusiastic, dedicated person, having fair knowledge of camera.
Contact: 9899332723
E-mail id: subhav.arora.92@gmail.com
Performance at BVB: 55.79%

TVP



Divya Singhmar (TVP-14)

Age: 23 years. P.G. Diploma in Radio & TV Production and BJMC from Delhi University. Did one month internship in PR Agency. Did one month internship in DD, Delhi Kendra. Currently intern at Delhi International Film Festival. She is quite, polite and a soft spoken person. She has grown up into a good professional. Camera Skill: PD 170, PD 177, MD 10000. Computer Proficiency: Office, Adobe Photoshop, Adobe Premiere, FCP, Adobe Audition
Contact: 9650964296 E-mail: singhmar.divya@gmail.com
Performance at BVB: 54.71%

TVP



Vijay Kumar Kacher (TVP-17)

Age: 25 years. P.G. Diploma in Radio & TV Production and B.Com from APS University. He possesses silent, dedicated and enthusiastic personality. For him word 'NO' doesn't exist.
Contact: 9911039721
E-mail id: vijay.kacher@gmail.com
Performance at BVB: 53.29%

TVP



Lawanya Nehra (TVP-10)

1

Age: 30 years. P.G. Diploma in Radio & TV Production, BSc in Multimedia. Did Diploma in Digital Animation and graphic Design. He is a Freelance Photographer and Graphic Designer. Did one month internship in DD, Delhi Kendra. He possesses intelligent, dedicated and silent personality. He is responsible person which makes him a good team leader.
Contact: 8588983883
E-mail id: lavanyanehra@gmail.com
Performance at BVB: 69%

TVP



Faguna Barmahalia (TVP-07)

3

Age: 43 years. P.G. Diploma in Radio & TV Production, MA Mass communication from Guwahati University, also doing Phd. Also did Theater Application course from NSD. Did one month internship in DD, Delhi Kendra. He is the maturely person who believes that age is not the limit for learning. He is trying his level best to learn new things quickly.
Contact: 7042938498
E-mail: fbarmahalia@gmail.com
Performance at BVB: 63.14%

TVP



Yoshieta Gupta (TVP-22)

5

Age: 22 years. P.G. Diploma in Radio & TV Production, BA (H) English from Delhi University, short term course in Digital Still Photography from YMCA, 2 months course in Animation from NIIT. Did one month internship in DD, Delhi Kendra. Worked as a core team member as video producer and editor in Hopeinu. Working as a freelance Graphic designer and a content and video editor at 'A Shot', Bengaluru. She is enthusiastic, technically strong and matured personality.
Contact: 9873677271 E-mail: yoshieta Gupta@gmail.com
Performance at BVB: 60%

TVP



Ajay Pratap Singh (TVP-13)

Age: 24 years. P.G. Diploma in Radio & TV Production and BSc (H) from Agra University. Did one month internship in DD, Delhi Kendra. He is a keen learner, who urges to learn new things quickly.
Contact: 7503300362
E-mail id: ajayrathore507@gmail.com
Performance at BVB: 55.07%

TVP



Sampathi Potu Raju (TVP-04)

Age: 25 years. P.G. Diploma in Radio & TV Production and BCA (Computer Application) from St. Joseph, Bangalore. Quite mature and dedicated person. He is creatively strong and trying level best to learn technicality of this field
Contact: 7204247968
E-mail id: raju19152310114251@gmail.com
Performance at BVB: Result Awaited

TVP



Nishtha Sinha (TVP-05)

Age-22 years. P.G. Diploma in Radio & TV Production and BJMC from IP University. Did one month internship in DD, Delhi Kendra. She is bubbly, chirpy girl having good skills of editing and acting
Contact: 9953100564
E-mail id: nishthasinha660@gmail.com
Performance at BVB: 51.21%

TVP

Lesson to Remember

Lesson No. 3
Contd...

At the telephoto end

- you see only a small part of the picture (like looking through a telescope)
- the picture appears flat
- movements towards or away from the camera is very slow
- the background is out of focus.

Wide angle lenses

- Wide angle lenses distort around the edge. Camera movement draws attention to this distortion, but it can be interesting.

- Wide angles transmit light well and can sometimes give you an acceptable picture when light is too low.

Telephoto Lenses

- Telephoto lenses need good light, no wind and not too much heat haze.
- Use tripod to support long telephoto lenses and to reduce camera shake.

Macro Close up lenses

- Use to get in really close to small objects without losing focus. Works perfectly with all zoom lenses.

STUDENTS OF P.G. DIPLOMA IN RADIO & TV PRODUCTION



Nishu Yadav (TVP-02)

Age-22 years. P.G. Diploma in Radio & TV Production and BA (Mass Communication) from SHIATS. Did one month internship in DD, Delhi Kendra. She is 'Chota Packet' for her friends, naughty but a good team supporter.
Contact: 7398720890
E-mail id: yadavnishu0904@gmail.com
Performance at BVB: 50%

TVP



Mandeep Singh (TVP-15)

Age: 24 years. P.G. Diploma in Radio & TV Production and BJMC from IP University. Did one month internship in DD, Delhi Kendra. He is enthusiastic person who wants to learn new things to excel in this field.
Contact: 8447692896 E-mail id: mandysingh586@gmail.com
Performance at BVB: 47.36%

TVP



Shailesh Bhardwaj (TVP-19)

Age: 24 years. P.G. Diploma in Radio & TV Production, BJMC from Manav Rachna University. Did one month internship in DD, Delhi Kendra. He is silent personality, who wants to learn new things quickly.
Contact: 9911379723
E-mail id: shaileshbhardwaj323@gmail.com
Performance at BVB: 46.57%

TVP



Neeraj Meena (TVP-09)

Age: 23 years. P.G. Diploma in Radio & TV Production and BA (Public Relation) from K.U.K. University. Did diploma in Acting course as an add-on with TVP. Did one month internship in DD, Delhi Kendra. Working as an Assistant director with Raj Acharya for movie 'The Field'. He is hardworking, possess extraordinary talent of acting.
Contact: 9896422835
E-mail: neerajmeena740@gmail.com
Performance at BVB: 45.21%

TVP



Alok Tiwari (TVP-20)

Age: 20 years. P.G. Diploma in Radio & TV Production, BA (Pass) from CSJM, Three years diploma in Mass Communication from Jagran institute. Working as Sub-editor at Dainik Jagran. He still has a kid in himself because of his young age. He trying to learn and excel in his choice of field.
Contact: 8005374144
E-mail id: aloktiwarijimmc@gmail.com
Performance at BVB: 45.14%

TVP



Rohit Kumar Dhyani (TVP-16)

Age: 32 years. P.G. Diploma in Radio & TV Production, BA (Pass) from Delhi University, 2 years Acting course from Shri Ram Centre, Theater Direction course from Miranda House, DU. 'Learning has no age', he is a keen learner. He wants to excel in technicality of this field.
Contact: 9953600475
E-mail id: rohitmailsbox@gmail.com
Performance at BVB: 41.71%

TVP



Eshita Dhamija (TVP-12)

Age: 25 years. P.G. Diploma in Radio & TV Production, BJMC from IP University, English Language course from BCL. Did one month internship in DD, Delhi Kendra. Worked as online sales and marketing manager at Munna Munni Enterprises, working as an Assistant Video Editor at 'A Shot', Bengaluru. She is energetic, dedicated and responsible person who knows how to lead a team.
Contact: 8588084173 E-mail id: eshita.dhamija@gmail.com
Performance at BVB: Result Awaited

TVP



Karan Khanna (TVP-03)

Age: 24 years. P.G. Diploma in Radio & TV Production and BJMC from IP University. Did one month internship in DD, Delhi Kendra. Silent but a creative person, he urges to learn new things quickly.
Contact: 9716852928
E-mail id: karan.khanna1009@gmail.com
Performance at BVB: Result Awaited

TVP



Naveen Nagpal (TVP-18)

Age: 26 years. P.G. Diploma in Radio & TV Production, BA from Delhi University and Computer course from Ramakrishna Foundation. Did one month internship in DD, Delhi Kendra. Associated with a production house 'Nagpal production' as a Cinematographer & Photographer from last 5 years, also been associated with YWCA and Allura International Technology as a photographer. Done a Punjabi Feature Film 'Judaaiyaan' as an Assistant Director. Got an Excellence Award from Govt. of India & NDFC Mumbai on 'Swachh Bharat Abhiyan'. He possess talkative nature but when it comes to work he puts his heart and soul to make it complete.
Contact: 7827960427 E-mail id: nnshootz@gmail.com
Performance at BVB: Result Awaited

TVP



Satpal Singh (TVP-01)

Age: 25 years, P.G. Diploma in Radio & TV Production and BA from Delhi University. Did one month internship in DD, Delhi Kendra. He is silent, yet intelligent boy, having fair knowledge of camera and editing.
Contact: 9643520608
E-mail id: satpal.sehrawat24@gmail.com
Performance at BVB: Result Awaited

TVP

4. How Video Camera WORKS?

Image reproduction

Television colours can be made by combining in varying proportions the three primary colours-red, green and blue. The three colours added together in the correct proportions make white light. Black is the absence of all light. Three CCDs inside the camera analyze the proportion of each primary colour at each point by scanning the picture in unison. This information is encoded (by PAL, NTSC or SECAM) and transmitted to the viewers set, which then reverses the procedure to produce a picture. Groups of three dots on the screen reproduce exactly the same amount of each primary colours as in the original. The viewers' eye merges the three dots into one. With each picture being scanned 25 times a second the original picture is created on the screen.

Encoding the signal

The camera produces a luminance signal (Y) by adding up the output of the three colour CCDs. It also produces two colour difference signals which make up the chrominance signal (C). Luminance, chrominance and synchronizing pulses are combined to form the Composite Video Signal.

Lesson No. 4

Lesson to Remember

Two fields make a frame

25 frames a second is fast enough to make pictures appear to move, but not fast enough to eliminate flicker. Hence 'interlacing'-scanning alternate lines. Two 312.5 line fields make one 625 line frame.


Video Recording

To record the video signal on magnetic tape a high 'writing' speed (head to tape speed) is necessary. This is achieved by mounting the video heads on a fast spinning drum. With helical scan each track laid diagonally along the tape contains one field, making possible freeze frames and fast and slow motion. There are two main types of helical scan loading: open Omega and closed Omega. Today magnetic tape is used in DV, HDV, DVC Pro and DV-Cam Video formate which is compatible with fire-wire based interface of Computer. We also have camera recording on Flash Media Card such as SD Card, CF Card and XD Card for HD, AVCHD and other Video formats. Flash Media does not have generation loss and they are more computer friendly, so useful for intermet and other Social Media application.

STUDENTS OF P.G. DIPLOMA IN DIRECTION & SCRIPT WRITING (DRS)




TOP 5 DIRECTORS



Nishant Ketu (DRS-08) 2

Age: 22 years. P.G. Diploma in TV Direction & Script Writing, BA (H) from BRABU, Muzaffarpur. Did one month internship in DD, Delhi Kendra. Currently working as a casting coordinator in Delhi based Production, worked as an assistant director with Framesky Productions for product shoot and TVC, worked as Assistant director with Navchetan production in the feature film 'Chauhan'. He is dedicated, punctual, intelligent and a creative person. He has skills, which makes him perfect for his field.
Contact: 9471672427 E-mail: nishantketu@gmail.com
Performance at BVB: 70.21%


DRS



Rajat Kaushik (DRS-01) 4

Age: P.G. Diploma in TV Direction & Script Writing, BA (H) from Bangaluru University
He is a great thinker and a writer.
He is creative with different thinking habits.
Contact: 9971370435
E-mail id: rajatkaushik54@gmail.com
Performance at BVB: 60.14%


DRS



Kritika Mehta (DRS-10)

Age: 21 years. P.G. Diploma in TV Direction & Script Writing, BA (H) Political Science from Delhi University. Did internship with Youtube Channel, 3 yrs experience in Street and Stage Theater. one month internship in DD, Delhi Kendra. Currently intern at Delhi International Film Festival. She always gives her best in the area in which her interest occurs. Contact: 9560624134
E-mail id: mehtakritika028@gmail.com
Performance at BVB: 58%


DRS



Vikas Kumar (DRS-13)

Age: 27 years. P.G. Diploma in TV Direction & Script Writing, BA (Pass) from Delhi University, 6 months basic computer course. Did one month internship in DD Delhi Kendra. He is good visualize and eager to learn new things
Contact: 9599701184
E-mail id: vkkumar42050@gmail.com
Performance at BVB: 56.57%


DRS



Asmita Mishra (DRS-03)

Age: 22 years. P.G. Diploma in TV Direction & Script Writing, BA (H) Journalism, three years experience in theatre. Did one month internship in DD, Delhi Kendra, did internship with Anhad Films for 6 months as a video editor, intern with Budhijivi Production as an Assistant director for the film 'Maqsood'. Currently working with Navchetan Production as an Assistant Director in film 'Chauhan'. Silent but a creative person, she is dedicated towards work and knows how to handle deadlines.
Contact: 7503378502 E-mail id: asmitamishra6@gmail.com
Performance at BVB: 54.57%


DRS



Gautam Kumar (DRS-06) 1

Age: 21 years. P.G. Diploma in TV Direction & Script Writing, B.Com (H) from Delhi University, Diploma in Computer Application from DCA, doing theatre acting from last 5 years. He is creative, story teller and his skill of acting helped him in direction as well.
Contact: 9650071229
E-mail id: shgautam123@gmail.com
Performance at BVB: 71.79%


DRS



Diren Dhyani (DRS-02) 3

Age: 24 years. P.G. Diploma in TV Direction & Script Writing, BSc Animation from Lovely Professional University, Punjab. Did one month internship in DD, Delhi Kendra. He possess silent, yet intelligent personality. He is visualizer and knows how to picturize it well.
Contact: 9910521940
E-mail id: sumitdhyani60@gmail.com
Performance at BVB: 68%


DRS



Nitin Panwar (DRS-11) 5

Age: 22 years. P.G. Diploma in TV Direction & Script Writing, BA (H) Mathematics from Delhi University. Did internship in DD, Delhi Kendra. He also did diploma in Acting (add-on). He is creative actor. His talent of acting helped him a lot to excel in his field.
Contact: 9871331239
E-mail id: initinpanwar@gmail.com
Performance at BVB: 60.07%


DRS



Arun Kr. Pandey (DRS-09)

Age: 28 years. P.G. Diploma in TV Direction & Script Writing, BA (Pass) from Rajasthan University. one month internship in DD, Delhi Kendra. Did one month internship in DD, Delhi Kendra. Learning new things is a habit of this person. He is keen learner.
Contact: 9911290599
E-mail id: arun.rk.kp@gmail.com
Performance at BVB: 56.86%


DRS



Sikander (DRS-07)

Age: 27 years. P.G. Diploma in TV Direction & Script Writing, BA (Pass) from Delhi University, 6 months basic computer course. Did one month internship in DD, Delhi Kendra. He knows how to put thoughts in front of his audience; he is a good story teller.
Contact: 8010107416
E-mail id: sahilrathi9000@gmail.com
Performance at BVB: 56.50%

DRS



Deepa Dubey (DRS-12)

Age: 21 years. P.G. Diploma in TV Direction & Script Writing, BJMC from Deemed University, one month training at DD, Delhi Kendra. She is silent, creative and a keen observer. She knows well how to execute her talent well.
Contact: 9936049544
E-mail id: deepadubey996@gmail.com
Performance at BVB: 54.29%

DRS

Lesson to Remember

Lesson No. 4
Contd...

Sound recording

Microphones can't choose what sound they pick up, but the shape and size of their net varies. This helps the sound engineer choose the right mike for the job by, telling him clearly what you want to hear. Gun mikes have to be pointed accurately. Tie pin mikes are noisy if the wearer moves around too much. Hand-held mikes need practice to be used successfully. Radio mikes give great freedom of movement. Don't forget, sound perspective can be used to your advantage. Keeping Boom Mikes and mike shadows out of shot can be tricky. Record one minute wild track on each location.

Lesson No. 5

5. Don't stay in dark, learn LIGHTING

Normal everyday light is OK for eyes, not so good for TV. You have to accept normal light outdoors. Indoors you can and should modify the available light.

Interviews are usually lit using

- a key light (hard) to bring out facial features
 - a filler (soft) to lift the light level on the side of the face furthest from the key.
 - a back light (hard) to give depth and add sparkle to the hair.
- Check lighting by considering
- highlight: does the lighting draw the viewers' attention to where you want it?
 - depth: does the lighting make your picture 3D Look?

STUDENTS OF P.G. DIPLOMA IN DIRECTION & SCRIPT WRITING



Vivek (DRS-04)

Age: 29 years. P.G. Diploma in TV Direction & Script Writing, MSc Chemistry from Madurai University, NCC 'B' Certificate, working as Lab Assistant in JIS School. He is creative person with very good writing skills.
Contact: 9211032842
E-mail id: 17vivekthakur@gmail.com
Performance at BVB: 51.57%

DRS



Atul Kumar Tiwari (DRS-05)

Age: 34 years. P.G. Diploma in TV Direction & Script Writing, BSc (H) Physics from VB University, Hazaribag, one year Diploma in Computer Science from LCC Infotech
He is mature, good thinker, visualize and possess very good Hindi writing skills
Contact: 9818579560
E-mail id: atul89kumar@gmail.com
Performance at BVB: Result Awaited

DRS

STUDENTS OF P.G. DIPLOMA IN MEDIA MANAGEMENT (MDM)



Navneet Kaur (MDM-5)

2

Age 23 Years. Bachelor of Journalism and Mass Communication from Vivekananda Institute of Professional Studies, Guru Gobind Singh Inderprastha University. Worked with Indian Express Newspaper in Marketing Department. Worked in PR & Media Relations Department, for India International Science Festival (IISF'16) at National Physical Laboratory, New Delhi. Worked as an Intern at Headlines Today's Delhi Quartertone - an initiative by India Today Group, in collaboration with 7 Miles Event Management Private Ltd- (PR & Event Management). She is

Hardwiring and self Motivator and good in communication skills. Worked as a 'Project Trainee' for CNN-News18 & CNBC Tv18 (Marketing & Guest Coordination Department).
Performance in MDM: 64.79%

Telephone: 9899316293

Email: naviarorra03@gmail.com

MDM



Monalisa Nayak (MDM-3)

4

Age 22 Years. Bachelor of Journalism and Mass Communication from Guru Gobind Singh Inderprastha University. Internship in 'The Hindustan Times', New Delhi & Radio Dwarka.Com, New Delhi. Presently, working with M/s CPL India Pvt .Ltd, Okhla. New Delhi as a Response Executive and Client Servicing.

Performance in MDM: 52.29%

Telephone: 7838631823

Email: monalisan101@gmail.com

MDM

TOP 5 MEDIA MANAGERS



Shreya Soni (MDM-6)

1

Age 23 Years. B.Tech. (Chemical Engineering) from Banasthali Vidyapith, Rajasthan. PG Diploma in Public Relations from S.P. College of Communication and Management, Bharatiya Vidya Bhavan, New Delhi. Certificate Course in Radio Production (RJing & Anchoring) from Banasthali Vidyapith, Rajasthan. Diploma in Broadcast Journalism from Banasthali Vidyapith, Rajasthan. Stood first amongst all the six branches of B.Tech in seventh semester (May-December 2015) with 91.36% at Banasthali Vidyapith, Rajasthan. Topped Diploma in Broadcast

Journalism (Radio) in 2014 at Banasthali Vidyapith, Rajasthan. Worked with Indian Institute of Technology, Delhi. Worked with Bharti Airtel Limited, Corporate Office, New Delhi, in Corporate Communication Department.

Performance in MDM: 68.79% Telephone: 9899316293

Email: shreyaoni103@gmail.com

MDM



Ekansh Kumar (MDM-1)

3

Age 24 Years. Bachelor of Journalism and Mass Communication from Guru Gobind Singh Inderprastha University. Worked as an Editor and Intern in Women Window. Worked as a Script Writer in Radio Dwarka. Worked as an Intern Field Reporter and Photographer in Pratap Kesri Daily Newspaper.

Presently working with ANI News in Admin & HR Dept., New Delhi. Has Strong Networking Skills, willing to learn and listen, communication skills.

Performance in MDM: 53.21%

Telephone: 9910085911

Email: ekanshscheinsteiger@gmail.com

MDM



Priyanka Sarangi (MDM-4)

5

Age 23 Years. Bachelor of Journalism and Mass Communication from Guru Gobind Singh Inderprastha University. Worked as Trainee Content Writer, Woman Window. Worked at The Hindustan Times House as an intern for 1 month in YUVA department as English to Hindi Translator. Worked in The Times of India as an intern for 3 months in The TIMES SYNDICATION SERVICES (TSS) as Photographic Content Writer. Presently working with Wheezy Geeks Internet Services, Noida. She is confident to take any challenges & has strong interpersonal and

communication skill & is always ready to learn something new.

Performance in MDM: 50%

Telephone: 9711435400

Email: sarangi.priyanka@yahoo.in

MDM

- source: does the lighting have an apparent source?
- mood: does the lighting hit the right note?

Mixed Light

Daylight is bluish, artificial light is yellowish tube light is greenish, LED has variety of shades. If you have mixed light in your scene the cameraman will have to fix filters on the lamps or over the window. This takes time, cuts light output, and restrict the area which can be lit. You can avoid this by drawing the curtains or moving the scene away from the window.

Studio Lighting

Learn to appreciate light by observing it (and the shadows it throws).


Lesson No. 5 Contd...

Lesson to Remember

Studio lighting has to be planned in great detail because there isn't time to reset the lighting between each shot. Help the lighting supervisor by

- Keeping artists away from back walls and overhangs
- leaving room for the sound boom under soft lights - ensuring sets are not too cramped
- giving a full briefing at the planning meeting - knowing what you want.

STUDENTS OF DIPLOMA IN VIDEO CAMERA AND LIGHTING (CMR)



TOP 5 CAMERAPERSON



Arun Naugain (CMR-02)

2

Age: -18yrs, Pursuing BA(Hons) from Delhi University. He is working as a freelance Cameraperson. He is talented, softspoken and honest. He also directed few projects at college level.
Performance at CMR: 63.71%
Telephone No: 7065998085
Email: arun.naugain@gmail.com

CMR



Rohit Nirola (CMR-05)

3

Age: -19yrs, Graduated from Ajmer university. Working with Ranjit Studio as a Video Editor. He done six months editing course from ZIMA. Did 3 months basic computer course from Aptech.
He is passionate about his work and has a positive outlook.
Performance at CMR: 60%
Telephone No: 9654658864
Email: rohithnirola88@gmail.com

CMR



Kunal Sawhney (CMR-08)

4

Age: -20yrs, Pursuing Graduation from Delhi University Did internship with expose India as a Video Journalist. He is tall, handsome and like to portray himself in front of the camera.
Performance at CMR: 57.5%
Telephone No: 8375996735
Email: sawhneykunal15@gmail.com

CMR



Rajeev Kumar (CMR-01)

5

Age: -25yrs, Graduate from Rohikhand university, UP. Did internship in Network 18. He have a good knowledge of Computers. He is hardworking, punctual and has a Power of good decision making.
Performance at CMR: 53.57%
Telephone No: 9717275695
Email: rajeev.bajrang@gmail.com

CMR



Pawan Negi (CMR-22)

Age: -36yrs, Master's in Mass Communication. Working with Doordarshan, Dehradun as a Video asst. Since 2010. Worked with ETV channel, Triveni media. He also covered Kumbh 2010. He has leadership qualities and believes in hardwork.
Performance at CMR: 53.5%
Telephone No: 9719495101
Email: pawanukddun@gmail.com

CMR



Uday Kumar (CMR-03)

Age: -29yrs, Graduated from Subharti University. Working as a freelance cameraperson. Done internship with Network18 and Chirag Creation Studio. Also has a knowledge of Photoshop. Highly creative and dedicated towards his work.
Performance at CMR: 52.07%
Telephone No: 09897717069
Email: udayk0992@gmail.com

CMR



Sumit Kumar (CMR-04)

Age: -19yrs, B.com (1st year) from IGNOU. Freelance Videographer and Photographer. Done six months Basic Computer Course from "Arise". He is creative and knowledgeable person.
Performance at CMR: 51.14%
Telephone No: 8447349578
Email: sk.sumit2106@gmail.com

CMR



Mohd. Junaid (CMR-10)

Age: -23yrs, Graduated in B.A prog. from Shaheed Bhagat Singh College. Done Basic computer course from Bhartiya Vidya Bhavan. He is energetic, highly creative and committed person who ready to take the challenges.
Performance at CMR: 50%
Telephone No: 9560646924
Email: mojunaid78@gmail.com

CMR



Neeraj Kumar Taak (CMR-13)

Age: - 27yrs, pursuing B.A (2nd year) from Delhi University. Did diploma in Computer Application. He is loyal, talkative and a energetic.
Performance at CMR: 50%
Telephone No: 8285654271
Email: nk6548863@gmail.com

CMR



Lakshya Dass (CMR-14)

Age: -19yrs, pursuing B.A (1st year) from Delhi University. Done smart computer course. He is a polite, energetic and a good learner.
Performance at CMR: 45.71%
Telephone No: 8587969485
Email: lakshyadass1998@gmail.com

CMR

Lesson to Remember

Lesson No. 6

6. Use CHROMAKEY for Virtual Studio

Chromakey, also known as Colour Separation Overlay or CSO, is a sort of electronic scissors, which cuts all the parts you don't want from one picture (colour them blue or green) and superimposes the remainder on another picture. Your background picture can come from any source. If you are going for realism choose a background which has some depth in it. Your foreground can be anything or anyone provided it isn't blue (if you are using blue as your CSO colour). To give the illusion of depth it's a good idea to have some props in the

foreground set which match those in the background picture. Matching the lighting in both pictures can be difficult. You can use any colours you want as your CSO colour. Blue is most commonly used because it is hardly present at all in human skin tones. The CSO colours can come from paint, light or cloth. Make sure blue light doesn't spill onto your foreground figures. For very long shots cut down the area of the studio you need to colour blue by giving the foreground camera a 'vignette' to shoot through. Camera movements with CSO are difficult to do successfully. Try to avoid them unless you have lots of rehearsal time. Also keep the number of different shots to a minimum as each shot can take a long time to set up. CSO effects can be spectacular and are well worth exploring. Don't be frightened to use CSO.

STUDENTS OF DIPLOMA IN VIDEO CAMERA AND LIGHTING



Tarun Prakash (CMR-18)

Age:- 19yrs, Pursuing B.A from U.P
Working as freelance Videographer and Photographer. He has his own DSLR Camera. He is smart, shy and a honest person.
Performance at CMR:47.5%
Telephone No: 9818762633
Email: tarunfilm9818@gmail.com

CMR



Uttam Singh (CMR-23)

Age:-20yrs, pursuing B.A (1st year) from Garhwal University.
Working with zee News as a Camera person.
He is silent, obedient and a nice person.
Performance at CMR: 47%
Telephone No: 8527654079
Email: singhuttam03@gmail.com

CMR



Vivek Sharma (CMR-20)

Age:-19yrs, intermediate from UP Board.
He is simple and friendly.
Performance at CMR: Result Awaited
Telephone No: 9599230351

CMR



Ajay Kumar (CMR-19)

Age:- 19yrs, Pursuing B.A (2nd year) from Delhi University.
He is working with ANI. He has basic knowledge of computer.
He is quite and honest personality.
Performance at CMR:44.79%
Telephone No: 9013362250
Email: arjunthakur121998@gmail.com

CMR



Mohd. Imran Ansari (CMR-06)

Age:-20yrs, pursuing B.A (2nd year) from Delhi University.
He is a freelance cameraperson with "Yati Films". Did DTP from Vedanta Foundation. He is Creative in his field and did efforts for betterment.
Performance at CMR:Result Awaited
Telephone No: 9650856603
Email: imrankhan199318@gmail.com

CMR



Pramod Kumar Mahavar (CMR-07)

Age:-32yrs, Intermedite from CBSE.
Working as Lighting assistant in DD News. He has a possitive approach in life which boost his confidence.
Performance at CMR:Result Awaited
Telephone No: 8447798944
Email: pramodkumar1983@gmail.com

CMR



Akshit Chetal (CMR-09)

Age:-20yrs, Pursuing Graduation (final year) from Delhi University. Currently working with Indigo Airlines. He is polite, energatic and has good confidence.
Performance at CMR:Result Awaited
Telephone No: 9899948992
Email: akichetal@yahoo.in

CMR



Rahul Kumar (CMR-11)

Age:-21 yrs, pursuing B.A (1st year) from Delhi University.
Did Basic Computer Course. He is shy, softspoken, who enthusiast to learn everday.
Performance at CMR:Result Awaited
Telephone No: 8860908660
Email: rahulkk965@gmail.com

CMR



S.M. Chahat (CMR-12)

Age:- 20yrs, pursuing B.A (1st year) from Delhi University.
Did Basic Computer Course. He is bold, hardworking and optimistic person.
Performance at CMR:Result Awaited
Telephone No: 7042546409
Email: chahatcena89@gmail.com

CMR



Ravi Kant (CMR-16)

Age:-35yrs, Intermediate with Himachal Board.
Woking as Iekhpal in revenue department, Himachal Pradesh.
He did ITI (photography) from Himachal Pradesh
He is softspoken and a kind hearted person.
Performance at CMR: Result Awaited
Telephone No: 9816848304
Email: ravikant68304@gmail.com

CMR



Gulshan Kumar Jha (CMR-21)

Age:-26yrs, Pursuing B.A from Delhi University.
Woking with A SHOT as a cameraperson. Worked as a assitant cameraperson with sudhir chandra productions. He is sincere, intelligent and creative, who committed to his work.
Performance at CMR: Result Awaited
Telephone No: 9873960403
Email: gullujhon@yahoo.in

CMR

7. SCRIPT is the Backbone of Programme

Write AV Script

When preliminary research is over, do a treatment of subject. Write the Audio Video (AV) script. Put the picture on the left, sound on the right. Check your treatment to see if you have

- a workable programme idea.
 - enough material to cover the story at the length you want.
 - check, left anything out.
- Estimate the total duration by estimating the duration of each

Lesson No. 7

Lesson to Remember

sequence in turn and adding them up. For safety. Plan about 25% more material than what you think sufficient. Work out the shooting days needed. Define the story by summing it up in about 20 simple words. Ask yourself, "is it entertaining and informative? How relevant is it to the average viewer, why should he or she watch it"?

Narration creates Visual Rhythm in Documentary

Make every word in a narration count.

STUDENTS OF DIPLOMA IN VIDEO EDITING & SOUND RECORDING (EDT)



TOP 5 VIDEO EDITORS



Ajendra Singh Yadav (EDT-08) **2**
Age: -25yrs, Pursuing B.com (2nd year) from Delhi University. Currently working with Life Link Movies as a editor. Worked with Offshoot Agency Pvt. Ltd. As Computer operator. Done 3 months basic course. He is silent, hardworking and has good communication skill. Performance at EDT: 67.64%
Telephone No: 8800302282
Email: ajendrasinghyadav07@gmail.com

EDT



Deepak Singh Rawat (EDT-06) **4**
Age: - 22yrs, Pursuing B.A (prog) from Delhi University. He has a positive attitude towards Life. He is Soft Spoken and shy person. He has sound knowledge of technicalities. Performance at EDT: 62.64%
Telephone No: 7838938823
Email: deepakrawat2997@gmail.com

EDT



Rishabh (EDT-04)
Age: - 20, Pursuing B.com (1st year) From Delhi University. He is smart, energetic and creative person. He also has a knowledge of Video Camera. Performance at EDT: 58.5%
Telephone No: 9599964122
Email: 58.5% rishabhsharma02@gmail.com

EDT



Keshav (EDT-02)
Age: - 21yrs, Pursuing B.A (final year) from Rajasthan University. He is a Freelance candid photographer and videographer with A SHOT, Royal Frames Pvt. Ltd. And Neelam Films Pvt. Ltd. He is dedicated towards his work and believes in learning by doing. Performance at EDT: 58.36%
Telephone No: 7834897091
Email: jkproductionkk111@gmail.com

EDT



Rohit Kumar (EDT-07)
Age: - 24yrs, Pursuing BA Prog. From Delhi University. Did internship with Delhi Doordarshan Kendra. Did 6 months Diploma in Computer operator. He smart, confident and likes to act in front of the camera. Performance at EDT: 52.43%
Telephone No: 9821517669
Email: rohit.kumar_95@gmail.com

EDT



Sumit Maurya (EDT-03) **1**
Age: - 24yrs, Pursuing B.A (Prog) from Delhi University. Working as a freelance Editor. Did Diploma in Jetking Hardware & networkng Engineer +RHCE Fundamentals. He also done diploma in Holistic Living from Bharatiya Vidy Bhavan. He belives in self motivation and hardwork. Performance at EDT: 68.57%
Telephone No: 8447229129
Email: roadie.sumit@gmail.com

EDT



Tanmay Arora (EDT-10) **3**
Age: - 22yrs, Pursuing Graduation from Delhi University. He is diligent, creative and a good observer. He also has a acting talent. Performance at EDT: 66.57%
Telephone No: 9654732824
Email: tanny12devil24@gmail.com

EDT



Ankit Naudiyal (EDT-05) **5**
Age: - 28yrs, Pursuing Graduation from Delhi university. Freelance photographer and editor by profession. Worked for CPC Doordarshan an anchor supporting RIO OLYMPICS 2106. He is a Professional Cricketer too. He is Quite, tall and a sincere student. Performance at EDT: 60.43%
Telephone No: 9650732847
Email: ankit10naudiyal@gmail.com

EDT



Rishabh Jain (EDT-09)
Age: -19yrs, Pursuing Graduation (1st year) from Delhi University. He is freelance graphic designer. He is a quick learner and has a leadership quality. In leisure time, he likes to play Cricket and listen Music. Performance at EDT: 58.43%
Telephone No: 9716520759
Email: rshbjn@gmail.com

EDT



Sahil (EDT-01)
Age: -20yrs, Pursuing B.A from Delhi University. He is smart, polite and diligent. He also has a skill of handling camera. Edited various project at college level. Performance at EDT: 53.29%
Telephone No: 9999928465
Email: vishal.gupta693@gmail.com

EDT



Sagar (EDT-14)
Age: -19yrs, pursuing graduation from Delhi University. He is working as a freelance Editor with renowned Production Houses. He is enthusiastic, knowledgeable and work calmly with every situation. Performance at EDT: 51.86%
Telephone No: 9958440998
Email: sagarbhathiaofficial@gmail.com

EDT

Lesson to Remember

Lesson No. 7
Contd...

Always think of the meaning of what you are saying.

Drop

- meaningless words, phrases, sentences.
- words which weaken their neighbours
- unnecessary adjectives-jargon and clinch.

Always tell the viewer what sets of initials stand for. (Like MP = Madhya Pradesh or Member of Parliament)

Don't use too many initials in your programme.

Use short words and short sentences.

Make your writing as clear as your talking (Use Spoken Language).

Your words are your thoughts. If your thoughts are clear your words will be.

Writing Commentary is fun, but it's not easy.

Keep a list of commentary points for each sequence during editing. Check important facts are put where they have most impact.

- ★ DON'T describe what the viewer can see for himself in the picture.
- ★ DO make the part of narration fit the picture,
- by doing your own shot list
- by writing the commentary first and checking, later
- by counting words per second

STUDENTS OF DIPLOMA IN VIDEO EDITING & SOUND RECORDING



Rishabh kumar (EDT-17)

Age:-19yrs, Pursuing B.A (1st year) from IGNOU.
He is sincere, energetic and workaholic person.
Performance at EDT:51.86%
Telephone No:9069848995
Email:rishabhkumar8760@gmail.com

EDT



Md. Siddique Ansari (EDT-19)

Age:- 21yrs, intermediate.
Working with "Kamal hai Studio" as video Editor. He is silent,
dedicated and honest person. His hardwork and sincerity is
appreciable.
Performance at EDT:51.29%
Telephone No: 7043630839
Email:taiyq2ansari404@gmail.com

EDT



Jyoti (EDT-16)

Age:-27yrs, pursuing B.A (2nd year) from IGNOU.
She has a positive attitude and soft hearted individual.
Performance at EDT:50.86%
Telephone No:9968946772
Email:rajputjyoti41@gmail.com

EDT



Anshul Saini (EDT-20)

Age:-24yrs, Intermediate from NIOS
Did six month computer course from RGCSM. He is tall,
smart and has a on-screen personality. He likes to listen
Music in free time.
Performance at EDT:50.36%
Telephone No:8826987445
Email:sainianshul16@gmail.com

EDT



Anurag Budakoti (EDT-18)

Age:-21yrs,Pursuing B.com (1st year) from Delhi University.
He has a good knowledge of Camera. He is friendly and soft
spoken student.
Performance at EDT:45.07%
Telephone No:9899204668
Email:anuragbudakoti@gmail.com

EDT



Shishir Gaur (EDT-11)

Age:- 26yrs, Pursuing BTS from IGNOU.
Working as freelance Video Editor with Doordarshan.
He is confident, smart and eager to learn new things in life.
Performance at EDT:Result Awaited
Telephone No: 9899268921
Email: shishiergaur2491@gmail.com

EDT



Aditya Tripathi (EDT-12)

Age:-20yrs, pursuing graduation from delhi university
He is silent yet intelligent. He has a good knowledge of sound.
Performance at EDT:Result Awaited
Telephone No:8882519421
Email:adicooldude83@gmail.com

EDT



Ramjeet Verma (EDT-13)

Age:-19yrs, pursuing B.S.C from faizabad.
He is confident and try to learn new things. He is passionate for
his work.
Performance at EDT:Result Awaited
Telephone No:8287550286
Email:ramjeet1456@gmail.com

EDT



Vipin Kumar (EDT-15)

Age:-27yrs,intermediate from NIOS
He is sincere and confident.
Performance at EDT:Result Awaited
Telephone No:9350060703
Email:vipinkumar1990@gmail.com

EDT

Lesson
No. 7

- by using a stop watch to time each passage.
- ★ Don't start the first cue earlier than five seconds into the programme.
- ★ Note the places where the commentary must fix exactly by putting the timing in brackets on the script.
- ★ Keep cues in general short. The best TV narration should be simple, clear and brief
- ★ Don't let cues run over to the next page
- ★ Use pins or paperclips, not staples, to keep pages together.
- ★ Write out all numbers in words.

Lesson No. 7
Contd...

Lesson to Remember

- ★ Don't cover everything with commentary. Leave the viewer room to breathe.
- ★ Check commentary by reading it out loud to yourself (take out the flaws!)

Next Lessons continues
on Page No. 48

STUDENTS OF DIPLOMA IN ELECTRONIC MEDIA (EMD)



TOP 5 TV PRESENTERS



Parveen Rawat (EMD-06)

2

Age: 21. Graduate from Delhi University. Intermediate from CBSE with Arts Stream. Working with Squareknot Next Technologies Pvt.Ltd. He is hard working, sincere, creative & has good communication & writing skills.
Performance in EMD: 73.3%
Contact no: 8130178868
Email: parveen.rawat300@gmail.com

EMD



Isha Sanower Baxla (EMD-15)

1

Age: 18. Intermediate from CBSE with Arts stream in 2016. Pursuing B.A (H) English from School of open learning (DU). Internship in Nyoooz.com. She is confident, creative, punctual, hard working, have positive attitude & have good communication & writing skills.
Performance in EMD: 78.1%
Contact no: 8800143655
Email: isha.sanower255@gmail.com

EMD



Akhil Dogra (EMD-14)

3

Age: 18. Pursuing graduation. Intermediate with science stream from CBSE in 2016. Associated with a YouTube Channel named 'Youth Ka Ghanta'. He is confident, punctual, hard working, good observer & has good writing & communication skills.
Performance in EMD: 71.4%
Contact no. 9910293289
Email: akhild947@gmail.com

EMD



Boban John Babu (EMD-01)

4

Age: 25. Pursuing B.com from Delhi University. Done an additional Diploma in Acting for TV from Bharatiya Vidya Bhavan, Dept. of Film, TV & Animation Studies. Passed intermediate with commerce stream from CBSE in 2011. Internship with Prabhat Prakashanpvt.ltd & DSF play. He is hardworking, focused, helpful, punctual & holds good communication & writing skills.
Performance in EMD: 70.7% Tel.: 9810429143
Email: boban007wal@gmail.com

EMD



Krishan Bansal (EMD-11)

5

Age: 18. Pursuing B.A. from Delhi University. Intermediate with Commerce stream from CBSE in 2016. He is hardworking, helpful & has good writing & communication skills.
Performance in EMD: 64.3%
Contact no.8527473522
Email: krishanbansal1408@gmail.com

EMD



Rohit Kumar (EMD-08)

Age: 25. Pursuing B. Tech from MDU, Rohtak. Intermediate with Science stream from CBSE in 2010. He is punctual, good observer, hardworking & has strong writing & communication skills.
Performance in EMD: 59.2%
Contact no: 7027211499
Email: rohitshrawattank@gmail.com

EMD



Shivraj Singh Thakur (EMD-17)

Age: 19. Intermediate with Commerce stream from CBSE in 2015. He is strong, hard working, good observer & has good communication & writing skills.
Performance in EMD: 53.8%
Contact no: 8882885888
Email: shivrajthakur12@gmail.com

EMD



Tushar Sharma (EMD-10)

Age: 19. Pursuing B.A (P) from Delhi University. Intermediate from CBSE in 2016. He is associated with Chhaon Theatre Group as an Actor. Worked with Sage Productions as an Assistant Director. He is confident, creative & has good writing & communication skills.
Performance in EMD: 53%
Contact no: 9818275882
Email: tusharsharma5545@gmail.com

EMD



Bhawna (EMD-04)

Age: 20. Pursuing B.A (Programme) from Delhi University. Intermediate with Arts from CBSE board in 2016. She is punctual, hardworking, spontaneous, have good communication & writing skills.
Performance in EMD: 52.3%
Contact no.9999287431

EMD



Kajal Souran (EMD-13)

Age: 19. Pursuing B.A (H) Political Science from Delhi University. She is confident, sincere, soft spoken & has good writing & communication skills.
Performance in EMD: 48.4%
Contact no: 8585949450
Email: kjslnj10@gmail.com

EMD



Ruchita Sharma (EMD-12)

Age: 20. Pursuing B.A. Final year from DU (SOL).Intermediate with Arts stream from CBSE in 2015. She is hardworking, sincere & holds good communication & writing skills. One month internship in IBN7.
Performance in EMD: 44.1%
Contact no. 7503438874
Email: ruchitasharma842@gmail.com

EMD



Siddhant Malik (EMD-03)

Age: 21. Pursuing B.A in Architecture from Punjab Technical University. Done an additional Diploma in Acting for TV from Bharatiya Vidya Bhavan, Dept. of Film, TV & Animation Studies. Working with Bhumika Telefilms as creative intern. He has positive attitude. He is friendly, sincere, hardworking & has good writing & communication skills.
Performance in EMD: Result Awaited
Contact no: 9717668872
Email: siddhantmalik1995@gmail.com

EMD



Bhawna Ingole (EMD-09)

Age: 19. Pursuing graduation. Intermediate from CBSE with Arts stream in 2016. She is working as a freelancer for some radio channels & working as an intern with Total TV. She is confident, hard working & has good writing & communication skills.
Performance in EMD: Result Awaited
Contact no: 9560632799
Email: bhawnarajni@gmail.com

EMD



Nikhil Verma (EMD-05)

Age: 19. Pursuing graduation. Done intermediate with science stream from CBSE in 2016. Associated with YouTube Channels named 'Youth Ka Ghanta' & 'Gareeb Dost'. Worked in Stratton Leo Communication as PR executive. Working in NCR Uday as a senior content writer. He is confident, punctual, hard working, creative & has good communication & writing skills.
Performance in EMD: Result awaited
Contact no: 8882737124
Email: nu9910137@gmail.com

EMD



Jatin Chaudhary (EMD-16)

Age: 20. Pursuing B.A. (H) from Delhi University. Have done an additional course in Digital Marketing. Intermediate from CBSE in 2015. Running his own Youtube Channel named 'Youth Ka Ghanta'. He is hard working, creative & has good writing & communication skills.
Performance in EMD: Result Awaited
Contact no: 9899980879
Email: chaudharyjatin79@gmail.com

EMD

STUDENTS OF DIPLOMA IN ELECTRONIC MEDIA



Manisha (EMD-07)

Age: 25. B.A (P) from Delhi University in 2015. Done six months computer course from NIIT. Done Intermediate from Arts stream in 2012. Worked with HMTV channel for two years. She is hardworking, positive thinker & has good writing & communication skills.
Performance in EMD: Result Awaited
Contact no: 99711265686
Email: manishac453@gmail.com

EMD



Kritika (EMD-02)

Age: 18. Pursuing graduation 1st year. Intermediate with Arts stream from CBSE in 2016. She holds good writing & communication skills. Performance in EMD: Result Awaited
Contact no: 7011483490
Email: kritikakashyap9804@gmail.com

EMD

STUDENTS OF DIPLOMA IN ANIMATION FILM MAKING (AFM)



TOP 5 COMPUTER ANIMATORS



Lokesh (AFM-01)

Age: 22yrs. Pursuing B.COM (3rd year) From DU. He is very energetic and creative boy. He learns new things quickly and implements it in his work. He is very soft-spoken boy.
Performance in AFM: 72.86%
Contact: 9717231820
Email: geeta.gt1209@gmail.com

2

AFM



Gagan Srivastava (AFM-07)

Age: 20yrs. He is intelligent and hardworking. He is Energetic, Enthusiastic, Confident and Good performer.
Performance in AFM: 81.57%
Contact: 9821728067
Email: gs.gagansy2@gmail.com

1

AFM



Q S Mushrbez UI Hassan (AFM-10)

Age: 20yrs. He is a silent observer and a good listener. He is excellent at innovation & generation New ideas.
Performance in AFM: 67.71%
Contact: 8285799231
Email: syedmushkbez1998@gmail.com

4

AFM




Divya Sharma (AFM-04)

Age: 22yrs. Pursuing M.COM From IGNOU. She is Flexibility, Quick Learner, Team Player, Drawing & always creating new creative. She has Leadership Qualities.
Performance in AFM: 71.64%
Contact: 9958665079
Email: ds260495@gmail.com

3

AFM



Kundan Kumar (AFM-12)

Age: 20yrs. He is very intelligent and most punctual. He is always gives his best in the area in Which his interest occurs.
Performance in AFM: 63.29%
Contact: 7870830015
Email: kundanmarkesh0009@gmail.com

5

AFM



Kaustubh Joshi (AFM-03)

Age: 22yrs. Pursuing B.COM (2nd year) From DU. He is sincere, honest and hardworking. He is good learner and gives his best. He is very soft-spoken boy.
Performance in AFM: 60.57%
Contact: 9990240494
Email: kaustubh.joshi18@gmail.com

AFM



Rajat Singh Rawat (AFM-05)

Age: 19yrs. He is sincere, honest and hardworking. He is good learner and gives his best. He is very soft-spoken boy.
Performance in AFM: 57.43%
Contact: 8587040152
Email: rajatsinghrawat5@gmail.com

AFM



Shivendra (AFM-02)

Age: 23yrs. Pursuing B.COM (2nd year) From DU. He is very friendly by nature, creative and honest.
Performance in AFM: 45.57%
Contact: 8126946552
Email: rojaka.kuldip@yahoo.com

AFM



Shravan (AFM-06)

Age: 23yrs. He is Smart, honest, hardworking and Like to take challenges. He is very soft-spoken boy.
Performance in AFM: Result Awaited
Contact: 9711110903
Email: shravansingh_51@gmail.com

AFM



Trishya Gupta (AFM-08)

Age: 19yrs. She is very friendly in nature and she bears All the responsibility with confidence and Faith on the team member.
Performance in AFM: Result Awaited
Contact: 9268030005
Email: ritugo327@gmail.com

AFM



Shubham Prakash (AFM-09)

Age: 23yrs. He is Smart, honest, hardworking and Like to take challenges. He is very soft-spoken boy.
Performance in AFM: Result Awaited
Contact: 9818808810
Email: shubhamprakash@gmail.com

AFM

STUDENTS OF DIPLOMA IN PROFESSIONAL PHOTOGRAPHY (PHT)



Our professional photography students are trained during first semester, for all branches of photography and in second semester given freedom to practice on any specialised area of their choice. Students show great interest in fashion, event, product, architecture, nature, sports, news and wildlife photography.


Top 5 Professional Photographers



1

Dr. Avanindra Prakash (PHT 03)

Age 62yrs, MD, MBA. Having good command over English and knowledge of photography. Interest in wild life and still life photography. Having own DSLR Canon 80D with 18-135, 40mm, 55-250mm, 150-600mm lenses and all accessories.
Performance at PHT: 72.6%
Mobile: 8826117631
Email: thio250@yahoo.co.in



2

Gaurav Sharma (PHT 02)

Age 25 yrs, Graduate Bsc. (Mathematics) Currently Working as a photographer in self owned fashion studio in Meerut (U.P.) He is hard worker, honest, soft spoken and good knowledge of photography. Working as Fashion photography & events. Having own DSLR camera Sony A58 with Lenses and studio lights elinchrome FRS 200 with all accessories.
Performance at PHT: 69.4%
Mobile: 8954551401
Email: gs75717@gmail.com



3

Anand Bhaskar (PHT33)

Age 31 yrs, PG in Journalism, Masters in Arts & Aesthetics. Having good knowledge of photography. Good command over English and have leadership qualities. His only strength is that he is value oriented person. Working as a creative head in Black Panthers Media Pvt. Ltd. New Delhi. Interested to shoot Landscapes, Fashion & Advertisements. Having own DSLR canon 5D mark III with all Lenses.
Performance at PHT: 68.1%
Mobile: 9310123501
Email: anandjourn@gmail.com



Professional Photographers at Work...



4

Amit Kumar (PHT29)

21 yrs, Pursuing 3rd year BA program from Delhi University. He is silent, yet intelligent boy, highly creative, keen to learn new things. Having own DSLR Canon 700D with 18-55 and 55-250mm lenses. Working as a freelance event and fashion photographer. Interest in sports photography.
Performance at PHT: 67.1%
Mobile: 9555179190
Email: amitku9555@gmail.com



5



Arpita Gupta (PHT 16)

20yrs, Pursuing B.Com final year from Delhi University. She is soft spoken girl, good thinker, visualize and punctual. Interested in Abstract, conceptual and fashion photography. Having own DSLR Nikon D5100 and lenses.
Performance at PHT: 66.2%
Mobile: 9810231313
Email: arpitagupta3008@gmail.com



Mohit Kumar (PHT27)

27yrs, Graduate in B.Sc. hospitality. Doing his own business in fashion industry. Work in his own fashion studio, with lights and accessories, in New Delhi. Won INR 10000 from NDMC's Photo competition in December 2016. Having good knowledge of Photography. He is enthusiastic and a creative person. He tries to think different to portray his thoughts. Having own DSLR canon 5D mark IV with all lenses and accessories.
Performance at PHT: 64.4%
Mobile: 8826728280
Email: mohitmagnum@rediffmail.com





Sahitya Banta (PHT07)

Age 25 yrs, Btech in Civil Engineering in 2014. He is polite, soft spoken and very positive thinker about his future. Having own DSIR Nikon D3300 Working with Grail Research (a market research firm that caters to segments such as technology and consumer products) as an associate project lead.
Performance at PHT: 64%
Mobile: 8447653216
Email: -sahityabanta@gmail.com



Shitij Mehra (PHT24)

24 yrs, Bcom Graduate from Delhi University and pursuing MBA Finance. He is very polite, obedient and silent observer. He believes in smart work rather hard work. Working as a freelance architecture photographer. Having own DSLR canon with lenses.
Performance at PHT: 63.4%
Mobile: 9818310480
Email: kshitijmehra1993@gmail.com



Professional Photographers at Work...



Brijesh Kumar (PHT 15)

Age 25yrs Graduate from Delhi University, Pursuing masters in social work. He knows how to work smart and is really a creative mind. Having own bike and DSLR camera canon 700D with lenses. Interesting in photo Journalism. Performance at PHT: 63%
Mobile: 9968727892
Email: manijadon22@gmail.com



Chandan Pandey (PHT 26)

21 Yrs, Graduate in B.com program. He is very silent and soft spoken, believes in simple living and high thinking. He bears all the responsibility with confidence and faith on the team member. Interest in wildlife, nature, street, event and commercial shoot. Working freelance as a event and club shoots. Having own DSLR Nikon D5500 with all lenses and accessories. Performance at PHT: 62.4%
Mobile: 7042860276
Email: chandanpandey226@gmail.com



Amandeep Singh Bhogal (PHT18)

19yrs, Pursuing BJMC 1st Year from IP University. He has very creative mind and a great observation power, having good knowledge of photography. Worked as a commercial, fashion, event and product photographer. Working with some fashion bloggers and fashion event companies. Having own DSLR Canon 70D with all lenses. Performance at PHT: Result Awaited
Mobile: 7840051416
E: personifiedphotographer1@gmail.com




Shiva (PHT 21)

23yrs, BA Final year from Delhi University. Worked a freelance product photographer. Currently working as a photo book designer in his own Production house, IDS production Delhi. He is soft spoken, hardworking, creative person and good at team management. Having own DSLR Nikon D5100 and lenses. Performance at PHT: 61.1%
Mobile: 8510906635
Email: idsportfolio07@gmail.com



Sacihin Khaneja (PHT 20)

24yrs, B.Com Program Graduate from Delhi University. Worked as a freelance photographer since last 5 yrs. He is silent, punctual, hardworking person who urges to learn new things quickly. Having own DSLR canon 80D with 18-135 and 50 mm lenses. Performance at PHT: 60.8%
Mobile: 9818459945
Email: sachinkhaneja199317@gmail.com



Professional Photographers at Work...



Aditya Thomas (PHT 11)

Age 21 yrs, Pursuing BA programming from Delhi University. He is soft spoken, hard worker and creative person. Won INR 10000 from NDMC's Photo competition in December 2016 and appreciation certificate from Bhai Vir Singh Photography competition in the month of November 2016. Passionate for wildlife, nature and architectural photography. Having own DSLR Nikon D 5300 with lenses and accessories.
Performance at PHT: 60.1%
Mobile No. 9871952041
E: adityathomas22@gmail.com



Anshu Verma (PHT31)

19yrs, Pursuing Bcom 1st year from UP board. He is determined, creative and active person. HE is hard working and punctual person. Having own DSLR Nikon D5100 with lenses. Presently working as an event photographer in Deoria UP. Performance at PHT: 53.7%
Mobile: 7275399441
Email: anshusoni144@gmail.com



Fiza Sheen Reyasat (PHT 13)

Age 21yrs. Having Degree in Accounts. She is interested in Offbeat Street and photojournalism. Working as an Independent traveller photographer. She is soft spoken yet hardworking girl. Having own DSLR Nikon D3200, D5300 and Sony Alpha 7RII.
Performance at PHT: 50.5%
Mobile: 9873642637
Email: reyasats.fiza@gmail.com





Nitin Chaudhary (PHT 28)

22yrs, Pursuing BA program 2nd year from Delhi University. Working as a freelance wedding, Product, Architecture, commercial and candid photographer. Having good knowledge of photography. Done short term photography course, 1 year Digital photography course. HE is hard working, soft spoken and creative person. Having own DSLR canon 5D mark III, Nikon D7100, Sony PMW 150 and NX 100 Video Cameras. Performance at PHT: 50.15%
Mobile: 9015020830
Email: choudhary.nitin68@gmail.com



Nitin Kumar (PHT 23)

21yrs. Pursuing BSC ion Microbiology final year from CCS University Meerut. Working as photographer with ACE hardware pvt. Ltd. He is polite, hard worker and able to handle the problems with courage. Having own DSLR Performance at PHT: Result Awaited
Mobile: 9999412446
Email: nitinrajput930@gmail.com



Professional Photographers at Work...



Yash Mankotia (PHT 01)

Age 21yrs, Pursuing B.com program 1st year from Delhi University. Currently working as a freelance photographer. He is Responsible, hard working and dedicated for his profession. Having own DSLR canon 6D. Performance at PHT: Result Awaited
 Mobile: 9717210456
 Email: yash.mankotia1997@gmail.com



Gaurav Kumar (PHT 14)

Age 25yrs. Pursuing BA Programme 2nd Year. He is keen to learn new things at every step. Having own DSLR camera. Working as a freelance event photographer. Performance at PHT: Result Awaited
 Mobile: 9953284863
 Email: gauravkumarwednesday13@gmail.com



Nikhil Das (PHT 05)

Age 25 yrs. Graduate B.A. (Sanskrit). Worked as a freelance event photographer and always ready for shoot. He is hard worker, honest and leadership qualities. Keen to learn new things about photography. Having own bike and DSLR canon 6D and lenses. Performance at PHT: Result Awaited
 Mobile: 9999098861
 Email: Nikhil.das17@gmail.com



Mannykaran Vasudeva (PHT 32)

20 yrs, Pursuing BJMC 1st year from GJU Hisar. He always gives his best in the area in which his interest occurs. He possesses straight forward, determines & talented personality. Having own DSLR canon 760D. Performance at PHT: Result Awaited
 Mobile: 9999708606
 Email: mannykaran2409@gmail.com



Ravi Kumar (PHT25)

25 Yrs, Graduate BA Program from Delhi University. He is very optimistic and honest. With a great patience he handles the entire task. Working as a freelance fashion and event photographer. Having own DSLR with lenses. Performance at PHT: Result Awaited
 Mobile: 8750638661
 Email: budhanravi63@gmail.com



Professional Photographers at Work...



Mukul Sengar (PHT22)

27yrs, BA Graduate. Worked as a freelance wedding & event photographer. He possesses personality of chirpy and talkative nature. He is confident, intelligent with extraordinary skills of communications. Having own DSLR Camera. Performance at PHT: Result Awaited
 Mobile: 9582559286
 Email: mukul11@gmail.com



Ravi Papnai (PHT 19)

25yrs, 12th from Uttrakhand in 2008. He is talkative and keen to learn new things. Working as a freelance wedding & event photographer. Done internship with various wedding photographers. Having own DSLR camera Canon 700D with 55-250mm lens. Performance at PHT: Result Awaited
 Mobile: 086088958171
 Email: ravipapnai99@gmail.com



Pawan Singh (PHT 08)

Age 20 yrs, Pursue BBA 2nd year. Worked as a freelance Event & fashion photographer. He is a good listener and hard worker. Having own DSLR Canon 1200D with all accessories and lenses. Performance at PHT: Result Awaited
 Mobile: 8285928485
 Email: pwrawat39@gmail.com





Divye Kumar (PHT 17)

20yrs, Pursuing BA programme 1st year from Delhi University. He always gives his best in the area in which his interest occurs. Worked as a freelance photographer. Interested in Club Shoots and Fashion. Having own DSLR Canon 600D and lenses. Performance at PHT: Result Awaited
 Mobile: 7210991181
 Email: divyakumar1997@gmail.com



Shivam Vashist (PHT 09)

Age 20 yrs, Pursuing BA Programme 2nd year from Delhi University. Having good knowledge of photography and leadership qualities. Having own DSLR Nikon D750 and Nikon D5300 with all lenses, studio lights and Gimbal. Working with fashion bloggers and many international brands. Performance at PHT: Result Awaited
 Mobile: 8800490095
 Email: shivamphotoworks@gmail.com



Professional Photographers at Work...



Prateek Bisht (PHT 06)

Age 24 yrs, Pursuing BA programme 1st year. Worked as a free lance fashion and street photographer. Having own Dslr Canon 5D mark III and canon 750D with all lenses and accsories. He is good listener and and soft spoken and good knowledge of photography.
 Performance at PHT: Result Awaited
 Mobile: 9555922808
 Email: bishtprateek107@gmail.com



Sehdev Baweja (PHT 10)

Age 20yrs, Pursuing BA programe from Delhi University. He is a keen learner and always tries to learn things from surroundings. Having own DSLR canon 1300D with 18-55 and 55-250mm lens. Interest in Fashion, Wildlife, Architectural and product photography.
 Performance at PHT: Result Awaited
 Mobile: 7065623631
 Email: bawejasehdev@gmail.com





Raj Kumar Silalan (PHT 04)

Age 19 yrs, 12th pass from CBSE in 2016. HE is polite, soft spoken and very positive thinker. Having own DSLR camera. Working as a freelance event photographer.
 Performance at PHT: Result Awaited
 Mobile: 011 23366352



Tushar Malhotra (PHT12)

Age 19yrs. Pursuing BJMC 1st year. He is loyal, friendly, hard working & positive attitude person. Working as a freelance event photographer. Having own DSLR canon 1200D
 Performance at PHT: Result Awaited
 Mobile: 9971788279
 Email: tusharmalhotra4@gmail.com



STUDENTS OF DIPLOMA IN ACTING FOR TELEVISION (ACT)



Our Acting Students are trained for facing Camera, and learn all tricks of Television Production. They also produced two full length stage plays under guidance of Ex. NSD Professor K. Rajendran. So all actors are ready to work with Television as well as Theatre.

Top 5 TV Actors



1

Shrewya Shreya (ACT-7)

20 year, 5'5 inches, belongs to Bihar now staying in Delhi. Languages Known: Hindi, English, Haryanvi & Bhojpuri. Work Experience: Worked in Punjabi & Hindi Music Videos. Worked as a lead actress in Hindi and Bhojpuri film, Worked in Prank Video's, modeling in Advertisements for magazines. Enacted in Mohan Rakesh's creation, 'Ashadh Ka Ek Din', a play directed by Prof. K. S. Rajendran, former Professor, National School of Drama. Qualification: Graduation from Delhi University, Diploma in dancing from Big Dance Center Delhi, Diploma in Acting for Television from Bharatiya Vidya Bhavan, Dept. of Film TV & Animation Studies (BVBFTS), Delhi. Performance in ACTING: 72% Phone - 9650675976/9873382659 E: shrawyashreyarajput07@gmail.com



2

Ajinkya Salvi (ACT/RTVJ-11)

23 years, 6 Feet, belongs to Maharashtra & brought up in Delhi. Language Known: Hindi, English & Marathi. Work Experience: 5 stage plays and 2 street plays since graduation. Enacted in Mohan Rakesh's creation, 'Ashadh Ka Ek Din', a play directed by Prof. K. S. Rajendran, former Professor, National School of Drama. Qualification: PG Diploma in Radio & TV Journalism and Diploma in Acting for Television from Bharatiya Vidya Bhavan, Dept. of Film TV & Animation Studies (BVBFTS), Delhi. English (Hons.) from Delhi University. Performance in ACTING: 70.07% Phone - 9873788684 Emai: ajinkyasalvi5@gmail.com



3

Nitin Panwar (ACT/DRS-11)

Age: 22, 5'5 inches, Languages Known: English & Hindi. Work Experience: Participated in Mohan Rakesh's creation, 'Ashadh Ka Ek Din', a play directed by Prof. K. S. Rajendran, former Professor, National School of Drama. Qualification: P.G. Diploma in TV Direction & Script Writing and Diploma in Acting for Television from Bharatiya Vidya Bhavan, Dept. of Film TV & Animation Studies (BVBFTS), Delhi. B.A (Hons.) in Mathematics from Delhi University. Performance in ACTING: 68.86% Phone - 9871331239 Email: initinpanwar@gmail.com



Television Actors at Work...



4

Arman-UI-Haq (ACT/RTVJ-23)

24 years, 5'9 inches, belongs to Delhi. Languages Known: English & Hindi. Work Experience: Acted in Mohan Rakesh's creation, 'Ashadh Ka Ek Din', a play directed by Prof. K. S. Rajendran, former Professor, National School of Drama. Qualification: PG Diploma in Radio & TV Journalism and Diploma in Acting for Television from Bharatiya Vidya Bhavan, Dept. of Film TV & Animation Studies (BVBFTS), Delhi. Graduate in Economics (Hons.) from Jamia Milia Islamia University. Performance in ACTING: 68.07
Phone - 9711129135
Email id - imdking01@gmail.com



5

Boban John Babu (ACT/EMD-1)

24 year, 5'10 Inch, belongs to Delhi. Languages Known: Malayalam & Tamil. Work Experience: Worked in Music Video. Spot, Documentaries, fictions Stage plays, Street play & did anchoring at college level. Acted in Mohan Rakesh's creation, 'Ashadh Ka Ek Din', a play directed by Prof. K. S. Rajendran, former Professor, National School of Drama. Qualification: B.Com, Diploma in Electronic Media & Diploma in Acting for Television from Bharatiya Vidya Bhavan, Dept. of Film TV & Animation Studies (BVBFTS), Delhi. Performance in ACTING: 67.86%
Phone - 9810429143
Email: bobanjhnbabu7@gmail.com



Abhishek Lilhori (ACT-01)

26 years, 5'11 Inch, basically from UP now staying in New Delhi. Languages Known: English, Hindi & Panjabi. Work Experience: Two Stage plays, one street play and plenty of work at College level. He has acted in TV Serials for Zee TV, Sahara One, Sony and other acting projects for TV. Acted in Mohan Rakesh's creation, 'Ashadh Ka Ek Din', a play directed by Prof. K. S. Rajendran, former Professor, National School of Drama. Qualification: BBA (HM), Diploma in Acting for Television from Bharatiya Vidya Bhavan, Dept. of Film TV & Animation Studies (BVBFTS), Delhi. Performance in ACTING: 60.57%
Phone: +91 9794713959, +91 9555899784
Email: abhisheklilhori@yahoo.com



Neeraj Meena (ACT/TVP-9)

Age: 23, 5'3 inches, belongs to Haryana. Languages Known: English, Hindi & Haryanvi. Work Experience: Participated in Mohan Rakesh's creation, 'Ashadh Ka Ek Din', a play directed by Prof. K. S. Rajendran, former Professor, National School of Drama. Qualification: P.G. Diploma in Radio & TV Production and Diploma in Acting for Television from Bharatiya Vidya Bhavan, Dept. of Film TV & Animation Studies (BVBFTS), Delhi. B.A (Public Relation) from K.U.K. University. Performance in ACTING: 44.14 %
Phone - 9896422835
E - neerajmeena740@gmail.com



Abhishek Kumar Shukla (ACT-3)

21 year, 5'8 Inch, belongs to UP, brought up in Haryana (Gurugram). Languages Known: English, Hindi & Bhojpuri. Work Experience: Enacted in Mohan Rakesh's creation, 'Ashadh Ka Ek Din', a play directed by Prof. K. S. Rajendran, former Professor, National School of Drama. Qualification: 12th Pass, Diploma in Acting for Television from Bharatiya Vidya Bhavan, Dept. of Film TV & Animation Studies (BVBFTS), Delhi. Performance in ACTING: Result Awaited
Phone: 9971685930
Email id - tannu12121@gmail.com



Television Actors at Work...



Suraj (ACT-05)

37 years, 5'11 Inch, belongs to UP. Languages Known: English & Hindi. Work Experience: Acted in Mohan Rakesh's creation, 'Ashadh Ka Ek Din', a play directed by Prof. K. S. Rajendran, former Professor, National School of Drama. Qualification: BA, Diploma in Acting for Television from Bharatiya Vidya Bhavan, Dept. of Film TV & Animation Studies (BVBFTS), Delhi. Performance in ACTING: Result Awaited
Phone: 7895795265
Email id - sooraj.4@gmail.com



Abhishek Gupta (ACT-6)

20 year, 5'7 Inch, belongs to Punjab, brought up in Delhi. Languages Known: English, Hindi & Punjabi. Work Experience: Acted in Mohan Rakesh's creation, 'Ashadh Ka Ek Din', a play directed by Prof. K. S. Rajendran, former Professor, National School of Drama. Qualification: Pursuing Grauation, Diploma in Acting for Television from Bharatiya Vidya Bhavan, Dept. of Film TV & Animation Studies (BVBFTS), Delhi. Performance in ACTING: Result Awaited
Phone: 9999913924
Email id - gupta.abhishek0893@gmail.com




Siddhant Malik (EMD-3)

Age: 21, 5'10 Inch, belongs to UP. Languages Known: English & Hindi. Work Experience: Acted in Mohan Rakesh's creation, 'Ashadh Ka Ek Din', a play directed by Prof. K. S. Rajendran, former Professor, National School of Drama. Working with Bhumika Telefilms as a creative intern. Qualification: Diploma in Electronic Media Diploma in Acting for Television from Bharatiya Vidya Bhavan, Dept. of Film TV & Animation Studies (BVBFTS), Delhi. Pursuing B.A in Architecture from Punjab Technical University. Performance in ACTING: Result Awaited
Phone - 9717668872
Email id - siddhantmalik1995@gmail.com



Mahima Bisht (ACT-2)

39 years, 5 feet from Delhi. Languages Known: English, Hindi & Kumauni. Good in dance and acting. Qualification: 12th Pass, Diploma in Acting for Television from Bharatiya Vidya Bhavan, Dept. of Film TV & Animation Studies (BVBFTS), Delhi. Performance in ACTING: Result Awaited
Phone: 9873570684
Email id: mahima56t.np@gmail.com



STUDENTS OF DIPLOMA IN PHOTOGRAPHY & DIGITAL IMAGING (DIP)



Making of Professional photograph, selecting colour scheme and design layout on Computer. These are the practices which every student of DIP perform while working on the assignment.


Top 5 Digital Photographers



1

Satakshi Tripathi (DIP-01)

Age: 22yrs. Pursuing B.A (2nd year) From DU. She is very hard working, Creative and a polite person. She is honest and a sensible student. She has Leadership Qualities She has good Communication skills. Performance in DIP: 67.36% Contact: 8527581716 Email: satakshi2@gmail.com



2

Mayank Nayal (DIP-10)

Age: 19yrs. Pursuing B.A (1st year) From DU. He is very hard working, Creative & Polite Person. He has good knowledge of graphics. Performance in DIP: 60.08% Contact: 9968093107 Email: mayanknayal@gmail.com



3

Akash Kumar (DIP-09)

Age: 19yrs. He is doing freelance work as a photographer. He is Soft spoken & Punctual. He has good knowledge of graphics. Performance in DIP: 57.93% Contact: 8409951816 Email: anjelmobilstudio@gmail.com



Lesson to Remember

Lesson No. 8

8. PRODUCTION Process

Director is a Captain of Team – Take Command

- The director must go on location with the crew.
- Tell the cameraman about the programme (even if he doesn't want to know).
- Shoot important scenes first.
- Cover each action with a master shot and then do close ups and reaction shots.
- Break down each action into shots by 'seeing' the cut on your 'mental TV'.

- Finish all the shots in one set up before moving to the next.
- Shoot appropriate alternative to give your editor a chance to cut together something good.
- Shoot enough!
- With video allow 'preroll' time to ensure trouble-free editing.
- Don't forget
 - homework is important
 - every shot matters
 - to do an introductory shot for every interviewee
 - to avoid jump cuts, shoot cutaways
 - to shoot wallpaper shots

Digital Photographers at Work...



4

Priyanka Adhikari (DIP-14)

Age: 19yrs. Pursuing B.A (1st year) From DU. She has very creative mind and a great observation power. She works hard for everything that is given to him. Performance in DIP: 57.57%
Contact: 8447171564
Email: priyanka21adhikari@gmail.com



5

Khushil Pal (DIP-13)

Age: 20yrs. Pursuing B.A Mass (1st Year) communication from GJU, Hissar. He is hard worker, Honest and has a good knowledge of photography. He is very shy in nature. Performance in DIP: 51.57%
Contact: 999449555
Email: khushilpal8888@gmail.com




Gautam Ahuja (DIP-05)

Age: 19yrs. Pursuing B.A (1st year) from DU. He is hardworking, obedient and smart. He has good knowledge of graphics. Performance in DIP: 51.00%
Contact: 9654164242
Email: ahujagautam5@gmail.com



Bhavya Sharma (DIP-12)

Age: 24yrs. He is doing freelance work as a photographer. He is Obedient, Friendly & takes Initiative. He has good knowledge of camera skills. Performance in DIP: 50.29%
Contact: 9650853559
Email: bhavyasharmarock515@gmail.com



- insert shots (slow down the action)
- to hold each end of the zoom for 'three-shots-for-the-price-of-one'
- you can't rely on the library (stock shots) to cover shots you miss
- not to cross the imaginary line.

Check Sound

- Keep the sound recordist informed for each shot.
- Shoot sync sound.
- Use a clapper board with appropriate information.
- Eliminate off-camera sounds as far as possible.
- If off-camera sounds are loud and persistent, move the location.

Lesson No. 8 Contd...

Lesson to Remember

Check Lighting


- Keep the number of lighting set-ups to the minimum.
- Tell the cameraman what sort of lighting you want. Make sure lighting draws attention to the main object in the picture.
- Avoid double shadows on nose and on background.
- Get rid of dark shadows on the back wall by moving the interviewee forward.
- Check lighting by half closing your eyes.
- Beware high contrast scenes

Digital Photographers at Work... Professional Actors at Work...



Shivam Kashyap (DIP-15)

Age: 22yrs. Pursuing B.Come (2nd year)
From DU. He is working as freelancer.
He is hardworking and tries to learn new things. He is Responsible person.
Performance in DIP: 48.21%
Contact: 9811571715
Email: kashyap.shivam619@gmail.com



Mohit (DIP-06)

Age: 19yrs.
He is soft spoken & punctual.
He loves to play cricket.
Performance in DIP: 47.86%
Contact: 975519280
Email: mr031885@gmail.com



Suraj Singh Bisht (DIP-08)

Age: 20yrs.
Pursuing B.A (2ndyear) From DU
He is doing freelance work as a photographer
He has Leadership Qualities.
Performance in DIP: 44.93%
Contact: 9540918663
Email: bsuraj509@gmail.com



Tanvi Sethi (DIP-02)

Age: 19yrs. Pursuing B.A (2nd year)
English honors from School of Open learning. She is hard working and dedicated.
She is strong & Positive thinker.
Performance in DIP: Result Awaited
Contact: 7838491018
Email: vasundhrasethi7@gmail.com



Lesson to Remember

Lesson No. 8
Contd...

Special points for Video Recording

- Don't shoot too much just because it is cheap.
- Remember the camera doesn't see the world as you do. Use a monitor on location whenever possible.
- Check
 - the right things in the picture stand out.
 - the edges of the picture
 - required lighting effect.
 - cables are out of sight

- composition for right meaning.
- pre roll time, continuity and CTL breaks for smooth edit.
- Use a tripod (or tripod on wheels) whenever possible.

Composition creates meaning

Avoid

- chins resting on the bottom of the screen
- heads bumping against the top
- objects sprouting out of people's heads
- horizontal lines coming out their ears
- the interviewer's back blocking half the screen in two shots,

Digital Photographers at Work...



Abhishek (DIP-04)

Age: 25yrs.
Currently he is doing internship in bollywoodhunt.com
He good in Hindi Language.
Performance in DIP: Result Awaited
Contact: 8527374557
Email: abhi.parcha007@gmail.com




Vijyant Khatri (DIP-07)

Age: 22yrs. Working in studio as a Photographer
He is dedicated and confident.
He loves to play Tabla.
Performance in DIP: Result Awaited
Contact: 8130792148
Email: vijyantkhatri@gmail.com



Shreya Jana (DIP-11)

Age: 21yrs. She is working as freelancer.
She is hard working & Creative Person.
She has good in Hindi & English Language.
Performance in DIP: Result Awaited
Contact: 9899916347
Email: shreya.maggic2014@gmail.com



Lesson No. 8
Contd...

Lesson to Remember

Do

- position the bridge of the nose about two thirds of the way up the screen
- give looking room, head room, walking room
- give pictures depth by having something in the foreground and making sure the lighting isn't too even
- make sure that frame is not empty or too much congested.
- be on the lookout for original angles for shots.

Learn to look by studying painting, photographs and television from all cultures. What exactly is the shot trying

Making of Video Documentary

Truth and only truth, this is what one can expect from a documentary film. This piece of reality holds a critical position in the society as it reflects its reality. Representation of facts and figure in a manner it occur on the earth, without any alteration, is the main motto behind the making of Video Documentary.

DOCUMENTARIES

Don't Belong to Anyone
Made By: Brewing Minds



Synopsis: The documentary captures the terrible surviving condition of stray animals in Rishikesh. It is an attempt to make awareness among the people for the wellbeing and take care of the animals.

Concept, Script & Direction:
Lawanya Nehra (TVP-10)

He conceptualizes the idea, wrote the script, took the shots and finally supervises the entire editing process. He had a clear vision about the programme which helped the team to churn out an effective piece of art.



Rishikesh: Land of Spirituality and Adventure
Made By: Ira



Synopsis: This documentary covers the attractive tourist spots, adventure sports and temples of Rishikesh. It shows something for every age group.

Concept, Script & Direction:
Boban John Babu(EMD-01)
Besides having interest in anchoring and presentation, he put his efforts to churn out this interesting documentary. Colorful shots and beautiful locations make it yet more interesting to watch.



Dastaan-E-Ghalib
Made By: Seven Notes



Synopsis: This documentary reveals the life history of famous poet Mirza Asadullah Khan 'Ghalib'. It revolves around the making of 'Ghalib', his origin and his remarkable works.

Concept, Script & Direction:
Atul Kr Tiwari (DRS-05) & Gautam Kumar (DRS-06)
This directors' duo did full justice to the topic. Their knowledge and interest towards poetry helped them to research and write the topic properly.



Mitti Ke Sapne
Made By: Filmistan



Synopsis: This documentary is about the pain and suffering of pot makers and others related to pot making business. It shows the current scenario of this art and questions its future.

Concept, Script & Direction:
Diren Dhyani (DRS-02)
Hard core film maker put his hard effort to make an effective actuality film. He along with his team members researched the topic, shot it and edited it.



Ayogya Se Yogya
Made By: 7 Dynamos



Synopsis: People generally think that those who are differently abled can't lead their life successfully but this documentary will change their thinking. The documentary showcased Amar Jyoti School, Delhi i.e. mend for differently abled children. The documentary states the thinking of the founder Mrs. Uma Tuli. It also highlights some students of this school who are doing outstandingly well.

Concept, Script & Direction:
Tushar Sharma (EMD-10) & Krishan Bansal (EMD-11)
Two thoughtful & creative boys worked on the concept. He researched a lot, lined up with the school authority, prepared the script & directed the team. Being a presentation student, Tushar also gave the voice over for it. The efforts they are able to churn out an impressive product.



Lesson to Remember

Lesson No. 9

9. SHOOTING

Shooting in Studio – Keep things under your control

You can create a whole universe inside the studio-Go ahead, do it. In the studio you have total control over what goes on. So nothing happens unless you arrange it. Make sure that the studio is booked for your use on the right day at the right time. Get design and construction departments working on your set as early as possible? Visualize your programme in the set to identify problems before the design goes off to be built. Order costumes and props early. Invite the designer, technical manager and sound and lighting supervisors to the planning meeting. Bring the floor plan with positions for the cameras and participants marked on it. Run

through the programmes explaining all the positions and movements. Finalize the camera script and prepare camera cards. Check everything and everyone in the programme personally as studio day approaches. Do they know where and when to come? Allow time for make-up when telling participants what time they should; this will leave you with more time to cope with the unforeseeable snags. On studio day arrive at least half an hour early. Check the set for cleanliness. Do a shot-by-shot run-through first, telling the technicians how you want each shot. Rehearse tricky sections. View all programme inserts. Then go through the programme again at correct speed. Make a note of any outstanding problems and use the remaining time to eliminate them. During 'Break' you can talk to your participants about the programme, but please leave time for resting and touching up make-up. Don't try to make changes during the transmission or recording. Instead, concentrate on cueing the vision mixer_

Pahiye Ka Safar
Made By: Combatant



Synopsis: This documentary interestingly showcases the production process of a wheel of cars & bikes. It tells the history of a wheel in a nutshell & explains every step of production through which a wheel travels.

Concept, Script & Direction:

Shivraj Singh Thakur (EMD-17)

A bike lover out of the curiosity struck with this idea. He researched a lot, visited the rim factory & guided his team mates for the shoot. Through his dedication he & his team's efforts he has made an impressive programme.



Annadata
Made By: Eminence



Synopsis: India is a land of farmers. More than seventy percentage of population are farmers but the miserable condition of them is alarming. They are under stress due to improper treatment received from the govt that they are not getting nothing in return of what they are giving to our country.

Concept, Script & Direction:

Utkarsh Kaudinya (RTVJ-17)

The young bright mind worked on the concept. Good writing skill is the quality of this young director. She did in depth research & script reflected in the quality of the program.



Delhi Gymkhana Club
Made By: Precision




Synopsis: it is one of the oldest clubs of India. It is also a heritage site. This documentary tells about 100yrs of journey of this club which is witness the different phases of Delhi. Today it is a place with all the necessary facilities to cater the need of the visitors.

Concept, Script & Direction:

Renu (RTVJ-10)

A young talent conceptualized the idea & tried to deliver a meaningful & impactful product in which she has succeeded too. Being a journalist, she understands the importance of research.



Techno Nation
Made By: Achievers



Synopsis: India is one of the emerging powers in the world. Technology plays very important role to make India self reliance. For this Tehno xian-2017 is one of the platform where international robotic league was held. It attracted a huge number of young students to show case their technical talent in participating various robotic competition

Concept, Script & Direction:

Dhiraj Kumar (RTVJ-30)

A researcher and focused director, he made a great effort to make a documentary on current events. He is a journalist and tried his hand in the field of direction which shows his dedication towards the work



Fart Ka Safar
Made By: Brewing Minds and Ira



Synopsis: Fart Village, which is situated in the foot hill of Garhwal range of mountain. Our group visited this village to spread the awareness about education for all, migration problem in uttarakahnd. Villagers actively took part in the entire program that our group displayed in front of them

Concept, Script & Direction:

Sumit (EDT-03)

He researched well and did full justice to the content he showed in the program. He is a editor by the profession and proved his potential in the field of direction also



Badhte Kadam
Made by: Gravity & Nirvana



Synopsis: Through this community development program, group tried to educate the people of Onni village about sanitation and hygiene. Entire group explain them about the importance of forest and girl education with the help of Nukkad Natak.

Concept, Script & Direction:

Kulbhushan Rajdev (RTVJ-34)

A well research and a classic example of handwork that the director has done to make a complete different documentary for audience.



Shooting Outdoor - Best studio with sky as a roof

If you find studio expensive, treat the whole earth as a big studio. Research is essential for OBs (Outside Broadcast) and the OB engineer must come with you, along with OB van.

The Engineer will want to know

- date, time and duration of the event you want to cover
- where you want to do prize-giving ceremonies, interviews and so on
- where you want the cameras
- where do you want the commentary box.

Remember to take into account where the sun will be when deciding where to put the cameras. Make sure that none of your cameras has 'crossed the line' (the action as seen by all cameras should flow in the same direction). Where it's impossible to avoid

Lesson No. 9 Contd...

placing a camera on the wrong side of the action, arrange 'buffer' shots of the action coming straight towards or going straight towards or going straight away from the camera if you have an extra camera available.

Or pan cameras to achieve the same effect.

Or use a close-up shot as a buffer and then zoom out. Outdoor shoot need script and rehearsal just like studio programmes.

Make sure you get good sound coverage of the action and the spectator. The commentator should do his commentary from a monitor, but should also be able to see the action directly from his box.

Lesson to Remember

Palayan
Made By: Heroz



Synopsis: This documentary highlights the major problem people of village are facing in today's time Palayan (Brain Drain). It shows the story of Village Goongtani and their people.

Concept, Script & Direction:
Imran Ansari (CMR-06)

Being a cameraperson he very well captures the emotion and inner agony of the villagers. He wrote the script and completely supervised the editing process



Uddan
Made By: Avivyakti & Heros



Synopsis: Bhingarki, it is a beautiful village surrounded by nature. Under the community development program we visited this village to create social awareness among villagers.

Concept, Script & Direction:
Atul Kumar (DRS-5)

A well research and a classic example of handwork that the director has done to make a complete different documentary for audience.



Prayan
Made by: First Frame & Manchan



Synopsis: The task of community development was performed in one of the village "Kodrana" of Uttarakhand. Attempt was made to get rid of addiction from the villages and also explained them to save forest.

Concept, Script & Direction:
Rishabh Kumar (EDT-17)

Editor by profession, he presented a beautiful program on community development. He beautifully managed to put all the shots in right order to make program worth watching.



Safar Nama
Made By: Enigma & Lush strings



Synopsis: The task of community development took the group of students to Chald Gaon in Uttarakhand. Group focused on the issue of female feticides through NukkadNatak. They discussed with the problem of migration which is alarming in our country

Concept, Script & Direction:
Md. Siddique Ansari (EDT-19)

A keen learner manages to try his skill in direction. Editing is his passion and he knows how to set shots together to make a good program.



Umeed Ki Kiran
Made by: Dawanstar & Khistij



Synopsis: This documentary is based on the community development on village Duadar Village. Our group has made an attempt to explain villagers about the importance of first aid box.

Concept, Script & Direction:
Shikha Saxsena (RTVJ-16)

A girl with journalistic approach managed to fulfill the requirement of a director. She developed the concept, wrote the script, gave her voice to the words and supervised the editing process.



Ganga: Lifeline of Rishikesh
Made By: Abhivyakti



Synopsis: This documentary showcases the importance of river Ganga in life of people of Rishikesh. River Ganga provide livelihood to the locals as it hub for tourism, adventure sports, and lots of religious activities.

Concept, Script & Direction:
Atul Kr Tiwari (DRS-05)

After several attempt of narration writing, he manages to write right stuff. He did full justice to the type of shots they have for making of the documentary.



Itihas Ke Panno Se...
Made By: Dream Catchers



Synopsis: The documentary showcases the most magnificent tomb built by mughals 'Humayun Tomb'. From its history to its architecture, everything is covered in this documentary.

Concept, Script & Direction:
Bhawna Ingole (EMD-09)

A girl with strong writing skills designed the concept for this documentary. She researched about the monument & prepared the script. Also, at the time of shooting she was actively involved. Her work is appreciable.



Lesson to Remember

Lesson No. 10

10. Working with ACTORS? Think that you are one of them.

Start with the script. Read through it first for pleasure. Then work through in detail, thinking about the best way for each character to look, move and speak.

Take great care choosing actors. Finding the right person for the part, is half the battle. Hold an audition open to all. Remember when casting that being able to act is more important than just looking right.

At rehearsals first listen to the ideas the actors bring to their parts. Then work together with them to mould their roles to fit with your interpretation of the play as whole. Drama

Making of Music Video

It is the most colourful programme. On the song selected by the students, story is developed. It includes acting in front of camera, lip sync, dance and drama.

By the making of this programme student understand the concept of working on innovative idea, lip sync and rhythmic cutting.

MUSIC VIDEO

Zindgaani

Made By: Johnny Walkers



This music video revolves around one joker who makes other people happy. He makes fun of himself to make other laugh. Joker has very tough life but still he remains happy in front of others.

Concept, script & direction:

Arpita Gupta (PHT16)

A young girl with good writing skills & thinking ability worked on the concept. She has tried her skills in direction.



Dillagi

Made By: Lush Strings



This love story captures the ego which the boy faces when his loved one got promotion in her work. Serious fight occurs between them, then girl leave that place and they both recalls old memories.

Concept, script & direction:

Satakshi Tripathi (DIP01)

A joyful girl with hard work & sincerity she worked on the concept. She creatively line up the shot and with the help of her team, she managed to complete it on time.



I Love Zindagi

Made By: Nirvana Group



This music video shows the re-union of four friends. They met after their college and cherish the time together.

Concept, script & direction:

Siddhant (EMD 03)

A presenter with good writing skills. The director used his visualization power to conceptualize the whole idea and wrote the script. He also acted in the music video. Through his hard work & dedication he managed to produce a good project.



One More Chance

Made By: Manchan group



The story shows a boy who was fed up of his life because of his own mistakes. He was refused by his family & society. Lastly he went to temple where his father accepts him.

Concept, script & direction:

Gagan Srivastav (AFM)

An animation student, he tried his hand in the field of direction. He beautifully managed to put all shots in right order to make program worth watching.



Sajani

Made By: Dawn Star



The music video describes the story of a boy who falls in love with an illusion of a girl. He imagines himself with her always but later realizes that it was just an imagination and not reality.

Concept, Script & Direction:

Shikha (RTVJ-16)

A girl despite having the talent of anchoring and reporting also tried her hand in direction of this music video. She managed to take responsibility and complete the project with the help of her team members.



production is team work-with you the captain of the team.

Start thinking about your actors' movements and camera positions. Learn to understand how people 'talk' with their bodies. Introduce these often subtle movements into the play, if the actors aren't already doing them naturally. Motivate all moves: if you don't they will be distracting rather than illuminating. Practice moves as well as words at rehearsals, using a makeshift set and props to show the dimensions of the real set. Don't allow overacting. TV drama is the art of the raised eyebrow. Use mainly midshots and close-ups, with occasionally long shots to show relationships between actors. Think about strong and weak positions in the screen and shoot actors accordingly. Avoid

Lesson No. 10
Contd...

Lesson to Remember

'take it easy' shots. Take trouble with lighting. With studio productions follow normal studio procedure, including the shot-by-shot run-through. Shoot the play in order with as few breaks as possible. Reshoot to cover mistakes and edit in correct versions later. On location light and shoot each shot separately. Don't jump about the script to save time on lighting if it confuses the actors too much. Give your actors' needs top priority. They are the people the viewers will see.

MUSIC VIDEO

Azaadiyaan
Made By: Enigma



Synopsis: It is a story of an artist who wants to become a huge star but lack of money pulls him back to reality. One fine day a strange incident helps him to achieve his dream.

Concept, Script & Direction:
Nitin Panwar (DRS-11)
A visualizer thought of this interesting idea and converts it into pictures. His team members helped him to work out this project.



Meeradha
Made By: Cracker Jacks



Synopsis: This is world's oldest tale of love triangle between Radha, Lord Krishna and Meera. In this video both the ladies are professing their eternal love for Lord Krishna.

Concept, Script & Direction:
Nishant Ketu (DRS-08)
Student of direction and script writing conceptualizes this innovative concept and put his heart and soul to make this video possible. It is a complete visual treat made by efforts of him and his team.



Jhelum Naina
Made By: Gravity



Synopsis: This video captures the beauty of relationship of two lovers out of which the girl is blind and fails to get the eye donor. It shows how her partner sacrifices his life to become eye donor for his love.

Concept, Script & Direction:
Pragyansini Kar (TVP-11)
She managed to churn out this piece of video. She conceptualizes it, direct it and later on edit it and complete it on time.



Kasmakash
Made By: Abhivyakti



Synopsis: It captures the essence of love triangle between group of friends. A girl who love her friend but fails to express in front of him. Later that boy realizes her feeling and proposes her to be with him.

Concept, Script & Direction:
Atul Kumar Tiwari (DRS-05)
He is a director of this video and closely worked with the editor to finalize this project. He along with his team member managed to churn out this interesting music video.



Aa Raha Hoon Main
Made By: Brewing Mind



Synopsis: Story revolves around a carefree boy, who roams here and there to cherish the existence of his life.

Concept, Script & Direction:
Lawanya Nehra (TVP-10)
One man behind the making of this music video is Lawanya. He churn out the idea, developed it, & pen down the script, did camera and picturize his visualization and finally give it a shape by editing it.



Manmarziyaan
Made by: Filmistan



Synopsis: Story of an aspiring girl who wants to make her name, on the other side her family doesn't like what she do. It shows how she believes in herself and makes her dream true.

Concept, Script & Direction:
Asmita Mishra (DRS-03)
Talented girl who has proved herself as a One Man Army. She conceptualizes the music video, portray the character on screen, and edited it so well.



Lesson to Remember

Lesson No. 11

11. Shooting INTERVIEWS... Most important for TV Journalist

Organized Interviews-

Avoid at all costs scripted interviews, they aren't natural and many viewers won't understand the formal written language. With recorded interviews reassure the interviewee that you can repeat the interview (or parts of it) if he forgets what to say or says the wrong thing.

With live interviews try-refusing to do the interview (risky, but often works)

- asking the interviewee to use notes instead of a script
- suggesting (if all else fails) a short statement to camera (at least it's over quicker)
- Avoid dark glasses and smoking.

- Avoid heavy jewelry and dark makeup ladies.

Asking Questions

- First ask yourself if you should be doing an interview at all.
- Would commentary or piece to camera (P2C) be more effective?
- Write out the first question and note areas for further discussion.
- Foresee likely answers.

Avoid

- questions with answer yes or no.
- 'how do you feel about.....?' questions.
- questions which are too general
- double questions.
- overlong questions.
- questions which are answers in disguise
- questions with direct attack on religion or community.

MUSIC VIDEO

Parampara
Made By: Cinephiles



Synopsis: This music video highlights the religious festival of Bihar 'Chath'. It gives us lesson that in this Rat-race we should not forget about cultural belief.

Concept, Script & Direction:
Nishant Ketu (DRS-08)
He has zeal to work in this industry, which can one make out by the number of project he has in his account. He is a conceptualizer, visualize, writer, director, cameraperson and editor of this music video.



Story After End
Made By: Seven Notes



Synopsis: It shows the two different era of love. Story of a boy and girl and the circumstances they faced during both the eras.

Concept, Script & Direction:
Atul Kumar Tiwari (DRS-05)
A different concept brought up by this writer and director. He very well executed the concept, shot it and supervises the editing process as well.



Jholmaal
Made By: Dreamcatchers



Synopsis: The story is about one who cons the people, especially those who believe in god by transforming himself in different characters but due to devils own luck he fails in every attempt and runs away.

Concept, script & direction:
Akhil Dogra (EMD-14)
He conceptualized the idea , drafted the script and acted in Music video. His talent and hard work showed well in the Program.



Awaaz do...
Made By: The Creators



Synopsis: The story talks about an individual who is frustrated from his life. He also pulls himself away from the society and run away from usual routine life. He recalls his past and slowly realises that only positive attitude can change his life.

Concept, script & direction:
Boban John Babu (EMD-01)
Being a Presenter and Actor, he brilliantly portrays the emotions of a Protagonist. His strong visualization brings out good work.



Get Ready to Fight
Made By: Knight Warriors



Synopsis: The story revolves around a person who wants to learn Martial Arts. His father doesn't allow and threw him out of the house. But boy didn't lose hope and practice hard for MMA. At the end, his father takes him back to home.

Concept, script & direction:
Mohd. Imran (CMR-06)
He is creative and wrote the script. He is a camera person and has a vision of director too. In Post production he also guided the editor in finalizing the music video.



Zubaan
Made by: Combatant



Synopsis: A story of a girl who was a stammers and disappointed from her life. Her family and friends also discourage her which is portrayed through the song Naina from the movie Dangal.

Concept, script & direction:
Shivraj (EMD-17)
He transforms his imagination into a script. He visualised and directed the shots through his skills. He has a good knowledge of composition. His dedication and hardwork is appreciable.



Judaai
Made By: 7 Dynamos



Synopsis: The story revolves around a boy who is in a relationship with a girl. One day he receives a message from his girlfriend's mobile number that she is breaking up with him & they will never meet again. The boy start constantly calling the girl but she didn't picked up the call. The boy searched her wherever he thought he could find her & suddenly the girl called him & told him to meet her....

Concept, Script & Direction:
Tanmay Arora (EDT-10)
A creative editor tried his skills in direction. Through his visualization power he developed the concept & captured on the camera. Also, he himself acted in the video & edited the footage to give it a proper shape. His multi-tasking trait made him to design a good piece of work.



Avoid questions with self contained answers (which don't start with 'yes' or 'no') start questions with either Who, What, When, Where, Which. Why or How. Or use the formulas Tell me..... or 'let's talk about....', before you Start Run through. But don't rehearse the interview word by word. With nervous interviewee perhaps record a full scale 'rehearsal'. Ask long winded interviewees to be brief: ask men of few words to give full answers. Remind both to talk to the interviewer, not to the camera.

Check the shadow on the back wall. Let the sound recordist check voice levels. Take nearby telephones off the hook. Put on the clapper board. You're off!

Fight Like A Girl
Made By: Work-A-Joylics



Synopsis: This video is based on women empowerment and the existence of women in a male dominating society. It captures the journey of girl who faced oppression at her office, while travelling and even at her home.

Concept, Script & Direction:
Lavanya Nehra (TVP-10)
A personality with ability to perform everything single handedly. From pre-production to post-production he worked on every single aspect of making of this music video.



INTERVIEWS / TALK SHOW / VOX POP

Taking out most of someone's personality by merely talking to them is a difficult task. Student of TV journalism should have this quality in them. This is the reason why we allow our students to convince their role model or favorite media personality to take time from their busy schedule and share their thoughts.

Bol Janta Bol
Made By: The Airborn



Synopsis: it is a program about the views of the common man about love marriage and arranged marriage. He asked four questions to people from different background. He collected their valuable views on this topic which was quite interesting.

Concept, Script & Direction:
Apurva sinha (RTVJ-36)

A presenter very well presented her idea of the program. She researched well, framed the questions & himself took the vox-pop. Her dedication & presentation skills helped her to make this piece of work interesting.



Buland Awaz
Made By: Eminence



Synopsis: Pollution was the topic of the vox-pop. Pollution is a challenging problem that we are facing today in our country. People are suffering from pollution with so many deadly diseases. People are strongly defended to make our city pollution free Delhi.

Concept, Script & Direction:
Deepika (RTVJ-24)

A young girl with good writing skills & thinking ability worked on the concept. She researched well about the topic and put some valid question about the issue.



Ek Mulakat
Made By: 7 Dynamos



Synopsis: Geography is a very vast subject & many of us don't know its importance in various fields. This programme is a compilation of questions & answers based on geography with the expert Mr. Virender Singh Negi who is the H.O.D of Geography Dept.in Shaheed Bagat Singh College, Delhi University.

Concept, Script & Direction:
Tanmay Arora (EDT-10)

A creative editor designed the concept & directed it. He is actively involved from pre production to post production process. Through his editing skills he gave it the final shape & churned out a good product



Janta Ki Raaye
Made By: Precision



Synopsis: it is a well researched program about the increasing intolerance in the capital city. She collected views of public on this matter to know the reason behind it. She went to youth women senior citizen and tried to know about their concern about this

Concept, Script & Direction:
Ajinkaya Salvi (RTVJ-11)

The director used his skills & did various jobs in this project. He researched about the topic, wrote the script, asked question to the public & edited the program enthusiastically & has made a good product.



Voice of The Nation
Made By: Achievers



Synopsis: Student Politics is once again in the headline of our newspaper.

In the name of politics they used violence as a medium to put forth their demand. She tried to know public opinion about this violence in a democratic society like India.

Concept, Script & Direction:
Deeksha Mishra (RTVJ-14)

The director is blessed with creative writing & presentation skills. She is a firm journalist & a hard working girl. She herself put question to the public & also edited the program. Through her dedication, hard work & multi-tasking traits, she has created this good product.



Lesson to Remember

Lesson No. 12

12. INTERVIEW Shooting Techniques

One camera Interviews - Place interviewer next to the camera.

Shot Sizes. Let cameraman use his own judgment during the interview but warn him before where close-up material is likely to occur. Ask him to change shot sizes over questions. Cutaway. Two types: listening shots ("noddies") and cutaway questions.

- Do over the shoulder two shot for interviewee's listening shot.
- Put camera behind interviewee for interviewer's cutaways.
- Or just pan camera to show different background for interviewer.

- Record some cutaway questions (better expressed than the originals if possible) and listening shots.
- Record cutaways on a different videotape to save editing time.
- You can also use long shots or changes of camera angle to edit interviews. Don't shoot from above or below eyeline height without good reason.
- Avoid shooting ladies from low angles, or from very high angle.
- Off-the-shoulder evening dresses (party dresses) without straps can give an unfortunate impression in closer shots.
- Two camera Interview - Cross shoot both with individuals view point.

INTERVIEWS / TALK SHOW / VOX POP

Celeb Live
Made By: Jigyasa



Synopsis: In this program Danish Iqbal, a well known Indian theater personality shared his experience from artist to director. he narrated some of the inside story of theatre. he also discussed the recent change took place in Indian theatre.

Concept, Script & Direction:
Neha Badola (RTVJ-06)

An artist by nature directed this interview. She discussed with guest in a very cordial atmosphere. She was the host of the program and also edited it.



Baat Cheet
Made By: Precision



Synopsis: This show is an interaction with Prabhat Thakur, a noted art director from Bollywood Mumbai. He narrated his journey from a simple painter to art director. He discussed in detail the life a film personality which was full of up and down. He said everyday comes with challenges and opportunities simultaneously.

Concept, Script & Direction:
Sristi (RTVJ-28)

As a journalist she has directed this program with journalistic approach. she has good presentation & writing skills, which helped her to work on this project effectively. She did the research, prepared the questionnaire & himself took the interview.



Ubharta Sitara
Made By: The Airborn



Synopsis: Pragma Khildiwal is a Para Olympic athlete of India. She glorified India's name in the recent para Olympic. she narrated her journey into this world of sports. Despite her accident in early stage of life she conquers it become victorious. In this interview he revealed his secret of success to the youth that self motivation is the key to success.

Concept, Script & Direction:
Shreya (RTVJ-27)

A presentation student took up the concept & worked on it. Through her sincerity & hard work she has tried her skills in direction. Her work in this program is appreciable.



Fit Bit
Made By: Combatant



Synopsis: As the name suggests the programme is related to fitness. It's an interview of Mr.India 2014 Amit Nandal, in which he talked about his journey of becoming Mr.India. Also, he has talked about fitness & healthy diet. He also has given health tips to those who have a busy lifestyle.

Concept, Script & Direction:
Shivraj Singh Thakur (EMD-17)

The director himself is a fitness freak. He lined up with the interviewee & prepared the questionnaire. Being a presentation student he himself took the interview & tried to get the answers for those who want to enter into modeling or want to live a healthy life. His efforts can be very well seen in the project.



Zindagi Ka Safar
Made By: Eminence



Synopsis: It is a conversation with BJP Yuva Morcha Leader Sunil Yadav. In this programme he has shared his struggles, his journey in politics & how BJP Yuva Morcha achieved the success. Also, through this he has persuaded the youth to stood up & work for the country's development.

Concept, Script & Direction: Jatin Choudhary (EMD-16)

A person with journalistic mind worked on the concept. He lined up with the interviewee & prepared the questionnaire. As he was the coordinator of the team he guided his team members very well. Through his dedication he is able to churn out a good product.



Nai Pehchan
Made By: Dream Catchers



Synopsis: Mr. Sumit Awasthi is a renowned media personality. This programme showcases his journey from a young boy to a renowned journalist. He has also shared his experience & given tips to the young media aspirants.

Concept, Script & Direction:
Bhawna Ingole (EMD-09)

A young confident presenter & writer worked on the concept. She researched a lot, prepared the questionnaire & managed to interview such an eminent media personality confidently.



For Studio Interviews.

- Don't forget proper make-up.
- Interviewees find television studio strange and frightening. Reassure them.
- Interviewer must always be firm, polite and never bully, even when provoked.
- If the interview starts badly, start again after the interviewee has settled down by answering two or three questions. Avoid swivel chairs and jumping flowerpots.
- Close-ups of objects: use the interviewer's or the third camera.
- Motivate all your cuts Match shot sizes with mood
- Avoid zooming out from people while they are talking
- Start and end insert interviews with a shot of the guest
- Record listening cutaway before the interview if possible

Lesson No. 12 Contd...

Walking Interviews and Car Interviews

Shoot walking interviews in two-shot (wide angle; to steady the shot. For such shots the cameraman can walk, backwards directly in front of the interviewee and interviewer walk a little to one side, and then let them walk past the camera still talking (remember they enter the next shot from the opposite side)

Be pulled backwards on a trolley or in a wheelchair

For cutaways, shoot walking feet.

- listening shots
- shots from behind,
- shots from the side.
- long shots.

Lesson to Remember

FICTION / SHORT STORY

Cinema is the most powerful tool of entertainment. By the mean of story, characters, actors, music maker can express his/her feeling in front of audience. During first as well as second semester projects student of Direction and Script Writing got an opportunity to draw the outline of the programme and students of TV production are expected to impart their technical capabilities.

Mobile Kharab Hai
Made by: Abhivyakti & Heroz



Synopsis: The story revolves around a father, his son and the agony between their long distance relationships. It shows how much awaited phone call from his son makes him worried.

Concept, Script & Direction:
Atul Kumar Tiwar (DRS-05)
Maturity behind understanding of the subject can be seen in the programme. Not just behind the camera, he also put effort to make alive the most important character of the fiction



Amratya
Made by: Brewing Minds & Ira



Synopsis: It is an effort to promote the good cause like Organ Donation. This is a story of Amar and his friend. It shows how they met with an accident and Amar donates his eyes to his loved one.

Concept, Script & Direction:
Priyanka Bhalla (RTVJ-04)
A journalist by profession tried her hand in direction and proved herself. She completely took the charge, developed the concepts and dialogue and made it the way it looks.



A Journalist
Made by: Seven Notes



Synopsis: Fiction captures the story of a Journalist who did a sting operation as a part of his job. Later he realizes that he was cheated by his boss, and decides to take revenge.

Concept, Script & Direction :
Atul Kr Tiwari (DRS-05)
He is enthusiast and dedicated towards his work. He worked hard on the concept and with the team to churn out this project.



Sabko Sanmati De Bhagwan
Made by: Crackerjacks & Jhony Walkers



Synopsis: Story of a middle class aged man who is fighting for his son's job, but faced the ugliest reality of today, 'Bribe'.

Concept, Script & Direction:
Nishant Ketu (DRS-08)
A script writer, director and editor of the fiction, he worked hard to churn out this piece of reality.



Joota Ek, Sapney Anek
Made by: Dawn Stars & Kshitij



Synopsis: The story reflects how a usual thing which is sometimes not useful for us can become a necessity of other. It shows how a shoe passes on to three different levels fulfilling the needs of every level.

Concept, Script & Direction:
Sikander Rathi (DRS-07)
A silent, hardworking, conceptualizer, writer, director and editor of the fiction. He showed the confidence and effectively worked on the concept and completes it on time.



Lesson to Remember

Lesson No. 13

13. Post Production – EDITING

Without Editing everything is useless

What you have exposed is Rubbish but in editing you can set it right. Editing Film or Video the principle is same. Editing is selecting-reselecting the best shots for telling your story. Try and find the natural lifespan of each shot.

Preparing for Edit

Check that the editor has received all video tapes or Media. View all material with the editor, explaining what it's about. Listen to his comments carefully; he is your first viewer. Make a Log sheet. Give the editor an assembly order (unlikely to be the same as the order in the script). Stay with the editor as much as possible. The editing

room is the best place to learn about making films. View the first assembly non-stop to assess the overall impact of the programme. Then go once again through the sequence, looking for ways of improving each shot.

Things to look out for:

- Check that you have found the best possible length for each shot.
- Are your cuts smooth? Do the points of interest in neighbouring shots fall in the same part of the screen? Jump cuts can often be made to work using this principle, but make sure shot sizes are different. Cuts between same size shots of one person or thing are always ugly.
- Trim the static bits at both ends of pans or zooms. Don't keep

FICTION / SHORT STORY

Farz

Made By: First Frame & Manchan



Synopsis: A story where kids cannot afford to compromise in their lifestyle for the sake of their parents. They left them in old age home without giving a single thought. Later realizes but it was too late then.

Concept, Script & Direction:
Kritika Mehta (DRS-10)

A chirpy girl tried to portray the truth our society if facing. She enthusiastically participated in the process of story development, shooting and supervises the editing process.



Happy Ending

Made By: Gravity & Nirvana



Synopsis: What will happen when we start celebrating our death, likewise we celebrate our birth? This is shown in the fiction.

Concept, Script & Direction:
Sidhant Malik (EMD-03)

Student of TV presentation showed his talent of filming. He not just acted in the programme, with the help of other team member tried to give direction, wrote dialogue for the programme as well.



Footsteps

Made By: Filmistan



Synopsis: A crime mystery which revolves around a couple and their brilliant planning to mislead the investigation.

Concept, Script & Direction:
Asmita Mishra (DRS-03)

She has the ease in her visualization which helped her to easily conceptualize it and portray it on screen. She managed to put herself not just behind the camera but also in front of camera.



Ardhsatyia

Made By: Work-A-Joylics



Synopsis: The story revolves around the beggar and a rich man. It highlights the attitude of rich man towards the beggar. It is an emotional story which captures the moral that we always visualize the half truth.

Concept, Script & Direction:
Lawanya Nehra (TVP-10)

He intelligently lined up the entire concept. He wrote the script, shot it and edits it on time.



Hope

Made By: Cinephiles



Synopsis: This is the story of a boy who initially was not able to accept the truth of his life. But later with the intrusion of his friend he accepts the reality and lives happily thereafter.

Concept, Script & Direction:
Nishant Ketu (DRS-08)

He is always ready to do new things. This piece of art is a great example of creative art. He participated in each stage of programme making.



Robo

Made by: Enigma



Synopsis: Scientist invents a humanoid robot which his family thinks is a useless thing. After saving scientists daughter from thief, opinion of the family for Robo changes.

Concept, Script & Direction:
Nitin Panwar (DRS-11)

An actor, conceptualizer, director of the programme tried his level best to develop the concept and make it an interesting piece of art.



too many zooms in the programme.

- Trim the first question from the front of interviews and write its content into the narration. If possible cut out bits of interview which are merely repetitions or embroidery.
- Don't cut in the middle of camera movements. Wobbles in pans or zooms can often be used as cutting points.
- Do cut when the person or thing in the shot moves (if you want to, and have overlapping shots not the same; size).
- Drop poor shots. Don't hope they might be better than they look. They won't.
- Use mixes (dissolves) very sparingly.
- Keep all rejected shots until editing is finished. Throw nothing away.

Lesson No. 13 Contd...

- Two types of video editing:
- Rough cut editing, which is transferring all the bits making up the programme in order on to time line? This gives length of the programme.
- Fine cut Editing, use inserts editing whenever possible remove all jump cut and render movie or write to tape.

Time Saving Tips

- Video editing time is limited. So make full use of what time you do get on editing computer by
- Making a DVD recording of your material and working out all your cuts on this in advance using time code counter if available

Lesson to Remember

VIDEO SPOTS / ADVERTISEMENTS

These types of programme prove that short duration of programme doesn't mean less effort. Video spot and advertisement delivers the strongest message in shortest possible time.

Rasoi Gas Ki Suraksha
Made By: IRA Group



This musical spot is based on safety measures for LPG. It reflects the conversation between brother and sister. It shows how a small mistake leads to a big mishappening. Concept of the story is "Safety Rules are your Best Tools"
Concept, script & direction:
Praveen Rawat (EMD 06)
A keen observer & creative thinker conceptualized the idea of this spot. His efforts can be seen well in this project which is appreciable.



Mere Papa
Made by: Heroz group



This musical spot is a story of father & his son. Parents always fulfill the demand, necessity and questions of their kids. This spot show how kids, when they grow up, ran out of words when it comes to answer the questions of parents.
Concept, script & direction:
Imran Ansari (CMR 04)
A cameraperson with strong composition skills designed the concept of this spot. He guided the actors and other team members well. He himself handled the camera & took creative shots.



Apki Suraksha Apke Haath
Made by: Kshitiz



As the name of this project specifies, this project is to aware people specially bike riders to wear of helmet while driving. Wearing helmet is necessity not formality. Concept of this spot is "Wear helmet ride safely"
Concept, script & direction:
Ajender Yadav (EDT 08)
An editor tried his skills in developing the concept into a program. Being an editor, he was able to think technical & managed to deliver a good product. He was actively involved from pre-production to post production work.



Main Ya Tum
Made by: Dream Catchers



Synopsis: In this spot Pollution is narrating his story that how much powerful it is, what its forms are & how it is spread. In his narration it also mentioned that plants & trees are its enemies & we should not grow them. This spot is to make us realize our responsibility to keep our surroundings clean for our better & healthy future.
Concept, Script & Direction:
Akhil Dogra (EMD-14)
A young thinker with positive attitude conceptualized the idea. Through his creative thinking he gave a unique treatment to this concept. He wrote the script, guided the team & gave the narration for this. His efforts are appreciable.



Pride : A Self Discovery
Made By: Seven Notes



Synopsis: It shows the dilemma of a girl child. It highlights the issue of women empowerment, situations which women came across in her daily life.
Concept, Script & Direction:
Gautam Kumar (DRS-06)
He is a true artist. He knows the essence which a programme demands. He conveyed the concept well to the audience



Lesson to Remember

Lesson No. 13
Contd...

- Arriving at the editing session with a written list of proposed cuts identifying each with a number, shot description and reason for the cut
- Write all your decisions on paper with remarks.
- Deciding on special effects sequences before the main editing session.

14. GRAPHICS and Titles

Lesson No. 14

- Handmade graphics are always cheaper than computer and they look good.

Remembers following points :-

- Involve the graphic designer early
- Collect graphics early to allow time for alterations and corrections.
- Check all graphics personally.
- Punctuate - Titles, Credits and Name Captions.
- Write out the exact wording you want and discuss these points with the designer- Lettering, capitals/lower case, position in picture, margin, colour, and background.

VIDEO SPOTS / ADVERTISEMENTS

PK Energy Drink
Made By: Veritas



Synopsis: It shows how this PK drink satisfied the thirst of the player. It rejuvenates the batsman and gives him charge to play.

Concept, Script & Direction:
Rajat Kaushik (DRS-01)

He is a silent person and thinks beyond the imagination. He tried his best to convey the concept.



Star Headphones
Made By: Filmistan



Synopsis: The main idea behind this ad is that we are surrounded with noise all the time. The man gets irritated by all the noises he hear throughout the day. Finally, he gets peace when he puts on his Star Headphones.

Concept, Script & Direction:
Diren Dhyani (DRS-02)

He put forward the most creative programme effectively and did justice to the concept he is dealing with.



Swatch Bharat Swasth Bharat
Made By: 7Dynamos



Synopsis: Cleanliness is one of the main issues in our country. This spot persuades people to realize their responsibility as a citizen of India to keep their surroundings clean & promote Swatch Bharat Abhiyan. The story revolves around a school student who gets scolded by his teacher for throwing mud on teacher's shirt by mistake. Initially he finds his teacher throwing bottles, papers, foils etc here & there. The student starts collecting all those papers & other things in a bag & one fine day he shows that bag to the teacher in order to make him realize that he is polluting the surroundings.

Concept, Script & Direction:
Tanmay Arora (EDT-10)

A sensible, hard working & creative editor visualized the concept & applied his directional skills. To give full justice to the project he himself edited it & made it worth watching.



Doosra Mauka
Made By: The Creators



Synopsis: If given a chance a person can change his deeds & come back to the correct path. The spot gives the same message. The story is about a pick pocket who one day steals a wallet of an old man travelling into a bus but the old man didn't say anything to him. The amused thief then follows the man & sees him doing the labor work. After this the thief realize his mistake & while returning the wallet to the man asks why he didn't said anything to him & in reply the old man says that everyone should be given a second chance to change.

Concept, Script & Direction:
Akshit Chetal (CMR-09)

A creative cameraperson with a positive attitude idealized this concept & prepared the script. Being a cameraperson he knows the importance of variety of shots in a video programme. He used his directional skills & also did the camera work. His efforts are appreciable.



Ek Seekh
Made By: Combatant



Synopsis: "Consumption of liquor can kill you as well as your family." is the main central idea of this spot. The story starts with the get together of some friends. The moment of they all force a friend to order drinks; he stops them to do so. To make them understand that it's harmful for them he tells them the incident in which due to over drinking he was out of his senses & wasn't able to save his pregnant wife.

Concept, Script & Direction:
Shivraj Thakur (EMD-17)

A boy with journalistic approach & positive attitude took up the responsibility to direct this project. He conceptualized the idea & guided the team. Being a presentation student he also acted in it. His efforts are appreciable.



Addicted World
Made By: Spectrum



Synopsis: Addiction to smart phones is the new addiction. Due to excess usage people suffers various problems. This spot is an effort to make people aware of this fact & get rid of this addiction. The story is about a usual day of a young mobile user; how he gets into awkward & risky situations due to continuous use of mobile phone. At the end, he realizes his addiction towards the mobile & corrects his mistake by not doing what he was used to do.

Concept, Script & Direction:
Parveen Rawat (EMD-06)

A young creative presenter conceptualized the idea & gave it a shape. As he is a good actor too he also acted in it. He is multi-talented & has proved this with his efforts in this piece of work.



- Keep all captions short and simple. (Mention VIP titles only).
- Cut out excess information.
- Keep the number of credits to the minimum.
- For Maps and Graphs, don't include unnecessary information Give graphs a title and label the axes clearly. Animation or camera movements or cuts can help get your message across.
- Superimposing simple maps or graphs over a picture can make them look good, but don't sacrifice clarity.
- Cartoons (animations) are usually too expensive - try puppets instead.
- Mount Photographs and Drawings on stiff card. Photos should be matt if possible. Still sequences are cheap, relatively easy to do and can be very effective if used with sound effects or music.

Lesson No. 14
Contd...

Every TV Film Maker should remember these 14 Lessons. – Happy Filming

Heartbeat Chocolate
Made By: Seven Notes



This advertisement reveals the tempting, mouth watering taste of Heartbeat chocolate. It shows how one enters into a complete new zone after having it.

Concept, Script & Direction:
Rajat Kaushik (DRS-01)

He worked on it efficiently. He along with his team did hard work with the actors to make this piece of work.



NEWS BULLETIN/VIDEO MAGAZINE

Making News Bulletin is the most hectic task for the TV Journalist. By giving them full hand practical experience on reporting, news writing, chroma cutting, anchoring and editing, we encourage them to become a good TV journalist and soar high.

Khabar Express
Made By: Brewing Minds & Ira



Synopsis: Khabar express is a hindi news video magazine comprising of total six stories. This group of hardworking students was divided into small sub-groups & they covered news on construction of fly over in rishikesh, pollution, boat service, review of movie 'Befikre', campus news & interview of yoga guru.

Khatakhat News
Made By: Cracker Jacks & Johnny Walkers



Synopsis: An enthusiastic group with news sense worked on this video magazine. This hindi video magazine contains seven stories based hike in petrol rates, issue of stray animals in Rishikesh, ganga ghat, demonetization, ayurveda hospital, handicrafts & old archaic coins as major attraction in Rishikesh & campus news.

Dawnstar News
Made By: Dawnstar & Kshitij



A sincere group with strong news sense made this Hindi Video Magazine. To cover the quality news, the group members divided themselves in small sub-groups & covered in total seven stories. The stories were based on demonetization, pollution in ganga, condition of law & order in Rishikesh, major attraction for foreign tourists, story on film release & interview of star cast of Bhojpuri film 'Preet Tujh Sang lagai' & campus news.

Gravana News
Made By: Gravity & Nirvana



An energetic group with nose for news covered total seven stories for this Hindi Video Magazine. They divided themselves into small teams & covered the story on demonetization, facts about Triveni Ghat, history of Lakshman Jhoola, activities of Karma Animal Trust being run by foreigners, yoga as a major attraction for tourists in Rishikesh & campus news.

NavJagran TV
Made By: Abhivyakti & Heroz



Synopsis: The team with strong news sense covered in total six stories in Rishikesh for this Hindi Video Magazine. They divided themselves into small sub groups & covered stories on Demonetization, Pulse Polio Abhiyan by Rotary Club Foundation, annual Crafts Mela, cleaning of river Ganga by Tulsimanas Temple, campus news & interview of SHO on condition of law & order at Rishikesh. The team efforts are appreciable.

News Line
Made By: First Frame & Manchan



Synopsis: NewsLine is a Hindi Video Magazine. This team of creative students actively covered seven news stories. Dividing the team into two parts they covered a story on demonetization, appointment of Vipin Rawat as a new army chief, annual crafts mela, Lioness club of Rishikesh, pollution in Rishikesh, India Vs England cricket match & campus news. The team very enthusiastically covered all the stories for this video news magazine.

DESK PRODUCTIONS & PANEL DISCUSSION

Programme shot with multi-camera setup and online edit gives on-hand practical exposure to students to understand making of such production. They understand the concept of floor plan, set design, floor management, different angles and editing.

Badi Behas
Made By: Jigyasa



Synopsis: This panel discussion is based on gender inequality prevailing in our country. Abhijeet Mishra & Qasim Masumi are two active member of LGBT community discussed the present status of LGBT community in our country. Really it is a matter of concern that they are neglected in all area of our society

Concept, Script & Direction: Priyanka Bhalla (RTVJ-04)

Journalistic approach, out of box thinking, & strong determination helped her to deliver a good program. The flow of the program was outstanding which proves her caliber.



Haq Ki Baat
Made By: Precision



Synopsis: This discussion is based on current issue i.e crime against women. Mr Sumit Nagpal, senior advocate of Supreme Court and Palak Sharma, senior journalist strongly advocate against the violence on women. They shared their view that society mindset need to change now.

Concept, Script & Direction: Varun Tomar (RTVJ-29)

The director is a Journalist and having the ability to analyze issues in a different way. He researched well before hosting the program which reflected in his presentation. He was successful in delivering a strong message to the society that to stop violence against women at any form.



Janta Ki Awaz
Made By: The Airborn



Synopsis: This panel discussion is based on current political system in India. Mr. Bhanu Kumar Jha, political scholar and Prabhat Mishra discussed in detail about Indian political system where family plays very crucial role in governing the country. They highlighted its side effects in the progress of our country.

Concept, Script & Direction: Utkarsh Awasthi (RTVJ-32)

A person with great thinking, writing & visualizing capability worked on the concept. His sincere approach & strong directional skills has delivered the impressive product.



Mudde Ki Baat
Made By: Achievers



Synopsis: This discussion based program is all about the reservation in India. Reservation is decade old tricks used by our main stream political parties to gain short term profit. Prof Manibhushan from DU and Sidharth Sharma a senior journalist put forth their views on reservation in our country. They agreed that a time should be set to finish this practice.

Concept, Script & Direction: Kulbhushan Rajdev (RTVJ-34)

The director researched well on the issue & tried to get answers of all his queries. he coordinated well with the team & the guests as well. Being a journalism student he himself anchored the program. As a multi-tasker, he also edited the program.



Samvad
Made By: Eminence



Synopsis: Student politics is always in news and a matter of debate in Indian political system. Prof Manibhushan from DU and Shobhit a student of DU discussed in length about the kind of role of played by students union in our country. They touched different facets of student politics in India

Concept, Script & Direction: Utkarsh Kaudinya (RTVJ-17)

A person with great thinking, writing & visualizing capability worked on the concept. His sincere approach & strong directional skills has delivered the impressive product.



Beauty Mantra
Made By: Combatant



Synopsis: It's a beauty show demonstrating the ladies how to do party makeup yourself. One can learn techniques of make-up & selecting the colour according to the outfit.

Concept, Script & Direction: Isha Sanower (EMD-15)

Thoughtfulness, hardworking, positive thinking, good writer & presenter are the qualities of her. She prepared the script, guided her team members & herself anchored the show. She was involved in post production too. Through her traits & efforts she managed to prepare a good product.



Buniyaad: Ek Naye Bharat Ki
Made By: Work-A-Joylics



Synopsis: It is a talk show made to aware about government schemes which was not yet brought into light. It highlights three schemes namely Atal Pension Yojana, Sukanya Samridhi Yojana and Soil Health Card Yojana.

Concept, Script & Direction: Lawanya Nehra (TVP-10)

His team member helped him in research and he put all his technical support to make it successful.



Food Magic
Made By: Dream Catchers



Synopsis: Food Magic is a cookery show which demonstrated two interesting & healthy recipes for kids that will keep them healthy & cool in hot summers.

Concept, Script & Direction: Bhawna Ingole (EMD-09)

With the hard work & zeal of doing something new the director worked on this project. She wrote the script, guided her team members for the shoot & herself demonstrated the recipes. She was actively involved in pre production to post production process.



DESK PRODUCTIONS & PANEL DISCUSSION

Food with Foodies
Made By: The Creators



Synopsis: It's a cookery show that demonstrates interesting, delicious & quick recipes. There are two anchors in the show & prepared 'Pineapple-Mango Smoothie' & 'Veggie grilled cheese sandwich'.

Concept, Script & Direction:

Rohit Kumar (EMD-08)

A thoughtful creative boy conceptualized the idea. He used his writing & presentation skills & managed to make an interesting programme.



Loktantra Ki Awaaz
Made By: Cinephiles



Synopsis: It is a discussion between two youth political parties, ABVP and AISA. Programme deals with the issues related to students' politics.

Concept, Script & Direction:

Vikas Kumar (DRS-13)

He took an effort and managed to plan this project. He coordinated with the panelists, made them understand about the issue to be discussed and made an effective and informational programme.



Follow Road Safety Rules
Made By: Knight Warriors



Synopsis: This spot is to aware the people about road safety rules. You can easily see the people breaking the traffic rules; which results death also. Through a story of three friends who ignores all the safety measures & breaks all traffic rules, the spot gives an important message to the public.

Concept, Script & Direction: Ruchita Sharma (EMD-12)

A young thoughtful mind worked on the concept. Through her observation power she conceptualized the idea & constructed a small story with the social message. She wrote the script, guided the team for the shoot. Also, she was actively involved in the editing process. Her hard work is appreciable.



MAKING OF RADIO PROGRAMME

Besides having the only one medium to convey message i.e. Audio, Radio is still growing as the popular mode of entertainment amongst youngster, office goers, travelers and even house wives. During the making of Radio students write their own script and perform their voice skill in-front of microphone.

Mitra da Swag 90.3 FM

Made by: Heroz

Opening Jingle of the Programme created by Ravi Papnai (PHT-19), Rishabh (EDT-04) and Trishya (AFM-08). Radio News was presented by Vipin (EDT-15) in Hindi. One Radio Advertisement on "Edify syrup" was recorded by Keshav rana (EDT-02) and Ravi Papnai (PHT-19). One song based programme "Zindagi ki haqiqat" was recorded in poetry style by Mohd. Imran (CMR-06). Radio spot on "Save and Care Birds" was recorded by Trishya (AFM-08) and Ravi Papnai (PHT-19). One radio Play "Aalsi Gadha" was Scripted by Trishya (AFM-08) & Ravi Papnai (PHT-19) and recorded by Keshav rana (EDT-02), Ravi Papnai (PHT-19), Trishya (AFM-08) and Rishabh (EDT-04). Mohd. Imran (CMR-06) prepared and recorded a love story on himself. One more advertisement "Magic Pen" was recorded in voice of Trishya (AFM-08) and Krishan bansal (EMD-11). one spot based on women empowerment was Scripted by Ravi Papnai (PHT-19) and beautifully presented by Trishya (AFM-08) in her sweet voice. Final shape of the programme was given by Trishya (AFM-08), Rishabh (EDT-04) and keshav (EDT-02).

FM Tashan 99.9Mhz

Made by: IRA

FM Tashan jingle was prepared and recorded by Shravan (AFM-06). Radio news was presented by Boban John Babu (EMD-01) in Hindi and English. Jyoti (EDT-16), Deepak Singh Rawat (EDT-06) and Parveen Rawat (EMD-06) recorded radio advertisement on "OJI Sim". The Concept and Script was prepared by Sumit Maurya (EDT-03). An interview based radio programme was prepared on Demonitization by Boban John Babu (EMD-01), Sumit Maurya (EDT-03), and Parveen Rawat (EMD-06). No Smoking Advertisement was recorded by Parveen Rawat (EMD-06) and Sumit Maurya (EDT-03). One story on Miser and Gold was made by Boban John Babu (EMD-01). One more Radio ad "Satu Halwa" was made by Parveen Rawat (EMD-06). "Batuni Kachua" a short Play was scripted by Shravan (AFM-06) and recorded in voice of Parveen Rawat (EMD-06), Shravan (AFM-06), Gulshan (CMR-21) and Deepak Singh Rawat (EDT-06), they play different roles and modulate their voice accordingly. Save Electricity message was given by Sumit Maurya (EDT-03). Song based programme was prepared on Patriotism which was recorded by Parveen Rawat (EMD-06) and Shravan (AFM-06). The Whole Programme was edited by Deepak Singh Rawat (EDT-06), Sumit Maurya (EDT-03), Jyoti (EDT-16) and Shravan (AFM-06).

Radio Jio 92.1 FM

Made by: Jonny walkers

Radio station Jingle was prepared by Sagar Bhatia (EDT-14). Radio News was recorded by Rohit Kumar (EMD-08). One spot was recorded by Arpita Gupta (PHT-16) and Kritika (EMD-02) on Child labour. Kritika (EMD-02) recorded a story on Intelligence. An interesting radio ad on "Demonitization" was prepared by Rohit Kumar (EMD-08) & Mukul Sengar (PHT-22). One radio advertisement "Fantasy Perfume" was made by Arpita Gupta (PHT-16). Pyaar ka Ehsaas radio Play was based on "Don't drink and Drive", Arpita Gupta (PHT-16), Mukul Sengar (PHT-22), Khushil Pal (DIP-13), Anurag Budakoti (EDT-18), Kritika (EMD-02) and Sagar Bhatia (EDT-14) played different characters. One Song based radio programme "Bollywood Andaaaz" was scripted and presented by Rohit Kumar (EMD-08). Mukul Sengar (PHT-22) and Sagar Bhatia (EDT-14) made an advertisement on "Blog". Sagar Bhatia (EDT-14) edit whole programme with suitable effects.

Radio Masti 92.9 FM

Made by: Kshitij

Radio Masti FM Station was opened with Jingle created by team. Group record variety of programmes. Radio news was presented in Hindi by Ekansh (MDM-01) and in English by Kaustubh Joshi (AFM-03). Nikhil Verma (EMD-05) scripted and narrated a story on "our first date to marriage". One radio advertisement was prepared by Ekansh (MDM-01) and Ankur Tomar (CMR-15) on Chyawanprash. Ajendra Singh (EDT-08) and Kaustubh Joshi (AFM-03) recorded a spot on social message "Sulabh Shauchalaya". To promote digital India one more spot cashless India was prepared by Ramjeet Verma (EDT-13) and Ekansh Kumar (MDM-01). Personality based program was made by Nikhil Verma (EMD-05) on Arijit Singh. Ankur Tomar (CMR-15) wrote one radio play Masti ki Pathshala which was recorded by Ramjeet Verma (EDT-13), Ajendra Singh (EDT-08), Ekansh (MDM-01), Aditya Tomas (PHT-11) and Ankur Tomar (CMR-15) with different roles. Team members also create and record some important sound effects required in post production. Whole team was highly creative. Final editing was done by Ramjeet Verma (EDT-13) and Ajendra Singh (EDT-08).

Radio Ghoongru 100.7 FM

Made by: Manchan

Jingle of Radio Station was prepared and recorded by Rishabh (EDT-17) and Gagan Srivastava (AFM-07). Hindi news for radio was recorded by Bhawna (EMD-04). Ravikant (CMR-16), Gagan Srivastava (AFM-07) and Bhawna (EMD-04) made radio advertisement on "Super-Diaper". "Badho ki seekh" a short radio play was scripted by Gagan Srivastava (AFM-07) & Bhawna (EMD-04). Bhawna (EMD-04), Gagan Srivastava (AFM-07), Rishabh (EDT-17) and Anshul Saini (EDT-20) played different roles in it. One social message was prepared and recorded by Rishabh (EDT-17), Gagan Srivastava (AFM-07) and Anshul Saini (EDT-20). Gagan made an interview based programme on "Kanoon Vyavastha". All team members did hardwork and play different roles in variety of programmes. "Pumpy-pumpy Biscuits" and hamster bike advertisements were made by the team. One song based programme on "Valentine's Day" was presented by Anshul Saini (EDT-20). After recording, post-production was done by Rishabh (EDT-17), Gagan (AFM-07) and Anshul Saini (EDT-20).

Radio 92.5 FM

Made by: Lush Strings

This group prepared jingle "Rock on the Jam Beat" with beatboxing. This was recorded by Aditya Tripathi (EDT-12), Gautam Ahuja (DIP-05) and Kunal Sahani (CMR-08). Radio news bulletin was recorded by Isha Sonowar (EMD-15). Song based programme "Sangam sitaron ka" on Bollywood singer Sonu Nigam was scripted and well presented by Isha Sonowar (EMD-15). Gautam Ahuja (DIP-05), Aditya Tripathi (EDT-12), Isha Sonowar (EMD-15), Kunal Sahani (CMR-08), Satakshi (DIP-01) and Md. Siddique Ansari (EDT-19) recorded a Musical Competition Skit Scripted and directed by Satakshi (DIP-01). One radio spot based on social message "Suraksha" and one filler on "Demonetization" were prepared by Md. Siddique Ansari (EDT-19), Kunal Sahani (CMR-08), Gautam Ahuja (DIP-05) and Isha Sonowar (EMD-15). Isha Sonowar (EMD-15) and Md. Siddique Ansari (EDT-19) recorded radio advertisement "Chatkara". Whole programme was edited by Aditya Tripathi (EDT-12), Kunal Sahani (CMR-08), Satakshi (DIP-01) and Md. Siddique Ansari (EDT-19).

Radio 97.3 HIT FM

Made By: Precision

In this project a catchy jingle was prepared by RJ Ekta (RTVJ-40), RJ Vandana (RTVJ-41). First they gave the detail report about road traffic area and weather report of that day. RJ Vandana recorded a program about how to take care of skin and hair during this season. Our skin which is very sensitive by nature and it requires proper attention to get a healthy skin. She explained all the ways to make it glow and shiny. An interview based talk was recorded on the condition of women in the present time. Mr. Sushant who is the president of Welfare of Women Association discussed various issues related to women they are facing in day to day life. The team recorded a radio play story which gave message that life is full of struggle and up and down was the part and parcel of our life. But suicide is not the solution of our problem. We have to face every situation with positive and accept the reality whatever it may be. RJ Ekta (RTVJ-40), RJ Vandana (RTVJ-41) worked as main character in this play which was outstanding.

Radio Bajate Raho FM

Made By: The Airborn

In this radio program the opening jingle was prepared by RJ Kusum (RTVJ-01). It is very interesting and melodious. A program based on Holi a festival of color and joy. This is basically a phone in program in which audience can share their ideas in celebrating this festival. One informative program about the side effect of playing with artificial color was recorded by RJ Richa (RTVJ-31). One interview based program about student politics in our country by RJ Apurva (RTVJ-36). For this noted professor of political science from Delhi University was invited to studio and discussed in length about the kind of role students are playing in shaping the national politics. He highlighted various facets of student's politics. One play was recorded by RJ Kusum (RTVJ-01), RJ Richa (RTVJ-31) & RJ Apurva (RTVJ-36) about the importance of cleanliness of our society. Clean environment can only make healthy life.

Radio 104 FM

Made by: Mirage

This radio program contains all types of programs specially the opening jingle which was scripted and made by all group members. One information based program regarding health was recorded by RJ Ritu Raj (RTVJ-13). Health is everything and in order to keep it fit and (RTVJ-01), there are several ways were mentioned in the Ayurveda which is ancient in India. Ayurveda is as old as Indian civilization. It tells us how to be healthy and happy. Another program which was based in love and emotion made by RJ Shikha (RTVJ-16). It is a song based program which tells how it is so important in our life. One story based program was recorded by RJ Shikha (RTVJ-16). This program was having everything suspense drama thrilling love and happiness. It was beautifully crafted by the programmer.

Radio Abhivyakti 99.9 FM

Made By: Abhivyakti

Radio Abhivyakti is a 23 minutes long programme including news, play, interview, documentary, ads & spot. A melodious jingle was prepared & sung by Mohit Singh (RTVJ-26), Vandana (RTVJ-41) & Ekta Gupta (RTVJ-40). Hindi news was read by Mohit Singh (RTVJ-26) & English news was presented by Vandana (RTVJ-41). A personality based show on singer Aatif Aslam was recorded by Himani Rawat (RTVJ-03). An impressive radio documentary named 'Yoga Ka Kendra Rishikesh' was prepared by Atul Kumar (DRS-05) & recorded by Mohit Singh (RTVJ-26). An educational play on pollution was prepared by Vijay Kumar Kacher (TVP-17), Varun Tomar (RTVJ-29) & Ekta Gupta (RTVJ-40). A celebrity interview was recorded by Vandana (RTVJ-41) & Ekta Gupta (RTVJ-40). One advertisement & two spots were prepared & recorded by Varun Tomar (RTVJ-29) & Vandana (RTVJ-41). Vijay Kumar Kacher (TVP-17) gave the final shape to this impressive programme by using his editing skills. Through hard work, dedication & creativity the team has prepared a good piece of work.

Farratedaar 94.8 FM

Made by: Nirvana

Jingle of the Show was created by Tushar Sharma (EMD-10) and Siddhant Malik (EMD-03). News bulletin was recorded by Tushar Sharma (EMD-10) and Siddhant Malik (EMD-03). One short story was written by Tushar Sharma (EMD-10) in poetry style on "Child Discrimination" it was recorded by Tanvi Sethi (DIP-02), Rohit Kumar (EDT-07), Rajat Singh (AFM-05) and Tushar Sharma (EMD-10). One radio play "Soch" was conceptualized by Siddhant Malik (EMD-03). Tushar Sharma (EMD-10), Amandeep Singh (PHT-18) and Siddhant Malik (EMD-03) play in lead role other Tanvi Sethi (DIP-02), Sumit Kumar (CMR-04), Rohit Kumar (EDT-07) and Rajat Singh (AFM-05) were played supporting roles in play. Team prepared two radio advertisement Mentor fresh and sukh dukh app. Mann ki baat song based programme scripted and recorded by Siddhant Malik (EMD-03). Radio spot on social message swatch bhara abhiyan was recorded by Amandeep (PHT-18), Sumit Kumar (CMR-04) and Tushar Sharma (EMD-10). One self written short story "Ek raat aisi bhi" was presented by Tushar Sharma (EMD-10). This team had young talent of writers. Post production of the programme was finished by Rohit Kumar (EDT-07).

Radio 93.1 Suna To Bas Dil Ki FM

Made By: Achievers

In this radio program the opening jingle was prepared by RJ Shalini (RTVJ-19). The opening program was my teacher's story where one can share his or her teacher's story. The next program was one play which was based on the importance of girl education. Education is must for every girl in our country but there are several instances where girls are denied their basic education even today in our society which is a shame to our nation. In this play RJ Shalini (RTVJ-19), RJ Deepika (RTVJ-24), Ritu (RTVJ-33) played different role. One personality based program on Cine actor Hritik Roshan was recorded. This program highlights key achievements of his career. He is great actor and performed in both Hollywood and Bollywood movies.

RADIO PROGRAMME

106.8 FM Remix

Made By: CrackerJacks

In this programme a catchy jingle was prepared by Ajinkya Salvi (RTVJ-11), Shreya Singh (RTVJ-27) & Sristi Gupta (RTVJ-28). Hindi news & English news was read by Shreya Singh (RTVJ-27) & Ajinkya Salvi (RTVJ-11) respectively. A theme based show was presented by Sristi Gupta (RTVJ-28). A play on exam pressure was prepared by Shreya Singh (RTVJ-27), Ajinkya Salvi (RTVJ-11) & Shrewya Shreya (ACT-07). One spot on 'Sukanya Samridhi Yojna' was recorded by Nishant Ketu (DRS-08) & Ajinkya Salvi (RTVJ-11). One spot on 'Awas Yojna' was recorded by Sristi Gupta (RTVJ-28) & Nishant Ketu (DRS-08). An interview programme was presented by Ajinkya Salvi (RTVJ-11) & Sristi Gupta (RTVJ-28). A creative ad on 'Panchratan Pidantak Tail' was recorded by Shrewya Shreya (ACT-07) & Shreya Singh (RTVJ-27) & one ad on 'Yo Man Herbal Shaving Cream' was recorded by Nishant Ketu (DRS-08) & Ajinkya Salvi (RTVJ-11). The team recorded the whole programme with positive attitude & strong efforts. Nishant Ketu (DRS-08) gave it the final shape in post production.

95.5 Chuski FM

Made By: Gravity

A catchy jingle was prepared by Eshita Dhamija (TVP-12). An ad with a jingle on 'Campus Tea' was prepared by Kulbhushan Rajdev (RTVJ-34), Abhishek Lilhori (ACT-01), Pragyasini Kar (TVP-11) & Eshita Dhamija (TVP-12). English News was read by Tavishi Dogra (RTVJ-22). A funny spot was recorded by Pragyasini Kar (TVP-11) & Eshita Dhamija (TVP-12). A programme named 'The kantaben Show' was recorded by Eshita Dhamija (TVP-12), Pragyasini Kar (TVP-11) & Kulbhushan Rajdev (RTVJ-34). A play on eve teasing was written by Arun Kumar (DRS-09); & Tavishi Dogra (RTVJ-22), Pragyasini Kar (TVP-11), Arun Kumar (DRS-09) & Kulbhushan Rajdev (RTVJ-34) performed in it. Pragyasini Kar (TVP-11) & Eshita Dhamija (TVP-12) gave it the final shape through editing. This programme of around 18 min of duration is a combined product of team efforts & hard work. The programme is worth listening.

90.3 FM 'Kisse Galiyaron Se'

Made By: Enigma

This one is a programme divided into different segments & Shalini Negi (RTVJ-19) is the common RJ. A melodious jingle was prepared by Shalini Negi (RTVJ-19) & Nitin Panwar (DRS-11). Hindi news was read by Shalini Negi (RTVJ-19). One ad on 'Kimoto shoes' was prepared by Rajat Kaushik (DRS-01) & Suraj (ACT-05); & on 'Enigma hair Growth' was prepared by Shalini Negi (RTVJ-19), Suraj (ACT-05) & Subhav Arora (TVP-06). Nidhi Shail Kujur (RTVJ-21), Deepika (RTVJ-24) & Rajat Kaushik (DRS-01) worked in the spot. One spot was recorded by Nitin Panwar (DRS-11) & Rajat Kaushik (DRS-01). A show based on beauty tips was presented by Shalini Negi (RTVJ-19) & Nidhi Shail Kujur (RTVJ-21). An inspirational play was written by Rajat Kaushik (DRS-01) & voices were given by Shalini Negi (RTVJ-19), Nitin Panwar (DRS-11), Suraj (ACT-05), Rajat Kaushik (DRS-01), Deepika (RTVJ-24) & Subhav Arora (TVP-06). Yoshieta Gupta (TVP-22) used her creative editing skills & gave it a proper shape.

90.4 Radio Musix

Made By: First Frame

A creative jingle was created by Kritika Mehta (DRS-10) & Divya Singhmar (TVP-14). Hindi news was read by Vishal Kumar (RTVJ-07). An ad on 'Kesh queen' & one on 'Champu shampoo' was prepared by Deeksha Sharma (RTVJ-13), Kritika Mehta (DRS-10) & Divya Singhmar (TVP-14). A spot on girl child education was recorded by Nishu Yadav (TVP-02), Kritika Mehta (DRS-10) & Divya Singhmar (TVP-14). An interview was recorded by Utkarsh Awasthi (RTVJ-32) & Utkarsh Kaudinya (RTVJ-16). An impressive play with a social message was recorded by Utkarsh Kaudinya (RTVJ-16), Kritika Mehta (DRS-10), Nishu Yadav (TVP-02) & Divya Singhmar (TVP-14). The team very actively worked on the project which is appreciable.

Radio Mast FM 95.2

Made By: Dawn Star

An energy full jingle was prepared by Renu (RTVJ-10) & Shikha Saxena (RTVJ-16). A theme based programme was recorded by Shikha Saxena (RTVJ-16). Hindi & English bulletin was recorded by Dhiraj Kumar (RTVJ-30) & Prakriti Khatri (RTVJ-12). A comic play with social message was prepared by Gautam Kumar (DRS-06), Arman-UI-Haq (RTVJ-23) & Neeraj Meena (TVP-09). Shikha Saxena (RTVJ-16) & Arman-UI-Haq (RTVJ-23) gave their voice in spot based on 'Jan Dhan Yojna'. An ad on 'Ratna Aloe Vera Cream' was prepared by Renu (RTVJ-10), Gautam Kumar (DRS-06) & Shikha Saxena (RTVJ-16). A spot on 'Demonetization' was recorded by Arman-UI-Haq (RTVJ-23), Neeraj Meena (TVP-09) & Renu (RTVJ-10). An interview was prepared by Dhiraj Kumar (RTVJ-30), Arman-UI-Haq (RTVJ-23) & Renu (RTVJ-10). Gautam Kumar (DRS-06) gave it the final shape & the final product is appreciable.

Sathi 84.6 FM

Made By: Brewing Minds

This group used its creativity & recorded variety of segments for this programme. A mellifluous jingle was sung by Priyanka Bhalla (RTVJ-04). English news was read by Lawanya Nehra (TVP-10) & Hindi news was read by Priyanka Bhalla (RTVJ-04). An advertisement on Insurance Company & a spot on 'Jan Dhan Yojna' were recorded by Abhishek Gupta (ACT-06) & Lawanya Nehra (TVP-10). A spot on 'Swatch Bharat Abhiyan' was recorded by Vikas (DRS-13) & Naveen Nagpal (TVP-18). A segment based on storytelling was presented by Priyanka Bhalla (RTVJ-04). Lawanya Nehra (TVP-10) did the editing work & gave it a proper structure. The work of all the team members is appreciable.

MAKING OF LIVE RADIO PRESENTATION

Confidence, alert behavior, spontaneity, good performing ability are the attributes a person should have if he/she is live performing artist. To understand the importance of such traits our students are trained by making a Live Radio Programme. During Rishikesh Study Tour, as a first semester projects, students are provided with a task to perform a live radio at the time of dinner. They themselves choose theme, write script, give their voices, select songs and altogether make an entertaining and informative programme.

Dhadak Dhadak FM

Made by: Gravity and Nirvana

In an entertaining & funny manner the team presented the programme on the theme "Indian Railway". The script was prepared as a story and presented by Eshita Dhamija (TVP-12), Siddhant Malik (EMD-03), Tushar Sharma (EMD-10) and Pragyasini kar (TVP-11). With sound effects and their pleasant voice they made listeners feel lively. They entertain and inform the listeners about the railway accompanied by bollywood songs.

LIVE RADIO PRESENTATION

Radio City 101.1 FM

Made by: Brewing Minds & Ira

Christmas was the theme of the Live radio. Christmas is celebrated around the world, commemorating the birth of Jesus Christ. This Programme was written and presented by Boban John Babu (EMD-01), Parveen (EMD-06) and Priyanka Bhalla (RTVJ-04). Each of them has a unique voice quality. They played melodious songs in the show. Listeners enjoyed the programme during the dinner time.

Radio Herozabhiviyakti 94.4FM

Made by: Abhiviyakti and Heroz.

Theme of the programme during dinner was Sports. It was hosted by Ekta Gupta (RTVJ-40), Krishan Bansal (EMD-11), Mohit Singh (RTVJ-26) in their energetic voice. They focused on different sports like Cricket, wrestling etc. followed by highly entertaining bollywood songs based on Sports & achievements. They also played inspirational dialogue mashup prepared by Vijay (TVP-18).

FM Divine 106.9 FM

Made by: Crackerjackers and Jonywalkers

Their theme of the live radio was Ganesh chaturthi, a Hindu festival celebrated all over india for 11 days. Shreya Singh (RTVJ-27), Ajinkya Salvi (RTVJ-06), Rohit Kumar (EMD-8) talked about the customs and rituals attached with the festival. Ganesha's popular songs mesmerized the whole environment. Show was enjoyed and appreciated by the all listeners.

Radio zindagi 106.2 FM

Made by: Dawnstars and Kshitiz

Unity in diversity was the concept chosen by the team for live radio programme. The show was prepared & Presented by Gautam Kumar (DRS-06), Shikha Saxena (RTVJ-16), Renu (RTVJ-10) and Nikhil Verma (EMD-05). they talk about different diversities in India. To entertain the listeners; popular bollywood songs related to the theme were played by the team.

Tuti Frooti 96.9 FM

Made by: Enigma and Lush Strings

1990's was the theme of the live radio programme. The programme was hosted by Isha Sonowar (EMD-15) and Shalini Negi (RTVJ-19). The show focused on childhood memories, romantic era, fashion trends and bollywood films of 1990's. They recalled the memories and left the smile on everyone's face.

Radio Musics 90.4 FM

Made by: First Frame and Manchann

India is getting digital. Keeping the fact in mind Utkarsh Awasthi (RTVJ-32), Bhawna (EMD-04) and Utkarsh Kaudinya (RTVJ-17) presented the programme on Digital India. Their script revolved around transformation of India into Digital India. An Unique idea creatively conceptualised by the team. Collection of music was heart touching. Listeners enjoyed and appreciated the programme.

NEWSPAPER

Getting into the roots of print media

Newspapers have a large part to play in providing us with the latest news on the national and the international front. They not only inform us, but also instruct helps and influence us to form our opinion on important issues.

So, to understand the process and the challenges of those unknown hands more deeply, BVB gives a lifetime opportunity to its students to make a local newspaper in Rishikesh during their annual study tour. It is one of the most challenging tasks for the group to make a newspaper in one day which includes every procedure of making a newspaper. From collecting the news, verifying its authenticity with facts and figures to arranging an interview about the incident, taking photographs and sending it to news editor, students go through every step of assembling different news together. They also need to write the news story and article keeping in mind the news value of the newspaper. After this, the newspaper reaches to the layout designer, typist and proof reader who then set the stories according to their importance and space in the paper. Apart from writing news, the most important thing that the students get to learn is the time management, which plays a very crucial role in the making the newspaper. Everything needs to get over in time.

After completing the whole process on time, finally the moment comes when the hard work of each and every group member takes shape and the newspaper gets printed and circulated among the students and faculty. This task not only gives an opportunity to students to perform different roles like Reporter, Chief Editor, Sub-Editor and Layout Designer but also teaches them about all the a-z points of being a journalist.

It is said that one of the best ways to learn something is by doing it practically. It is very easy to discuss things in theory, but making newspaper in Rishikesh tour is something which not only gives the idea to students about the tough challenges in its making but also builds their confidence to face any challenge in life.

All the groups need to make their own newspaper. That is, seven days, seven groups and their seven different daily newspapers.

Check on next page. 69

MAKING OF NEWS PAPER

An exposure to Print Media

NORTH, EAST, WEST, SOUTH... This is what we call as News. Something which is coming from all the four direction. Newspaper is the type of document which covers the happening, events, accidents and incident from all the state, city or town. Below are some piece of work made by students during first semester.



Khabar Express
Published by: Brewing Minds and Ira

Khabar Express is an English newspaper containing six pages. This newspaper includes national news, city news, campus buzz, lifestyle page & tech update. Group contribution is as follows:

Chief Editor: Priyanka Bhalla (RTVJ-04)
Sub Editor: Lavanya Nehra (TVP-10)
Proof Reader: Parveen Rawat (EMD-06) , Boban John Babu (EMD-01) & Naveen Nagpal (TVP-18)
Photographer: Lavanya Nehra (TVP-10), Deepak (EDT-06), Sumit Maurya (EDT-03)
Typist: Abhishek Gupta (ACT-06), Gulshan (CMR-21), Boban John Babu (EMD-01)
Cartoonist: Parveen Rawat (EMD-06)
Layout Designer: Vikas Kumar (DRS-13) & Shruvan (AFM-06)



The Expression Times
Published by: Abhivyakti & Heroz

This is an English Newspaper of six pages containing national, international, local, campus, entertainment, sports news and editorials. The contribution of group is as follows:

Chief Editor: Faguna (TVP-07)
Reporters: Vandana (RTVJ-41), Varun (RTVJ-29) , Atul (DRS-05), Mohit Singh (RTVJ-26), Himani Rawat (RTVJ-03), Krishan (EMD-11)
Ad Designer: Keshav (EDT-02), Vijay (TVP-17)
Layout Designer: Faguna (TVP-07)
Photographers: Ravi Papnai (PHT-19), Rishabh (EDT-04)



The Himalayan
Published by: Crackerjacks and Johnny Walkers

This is a five pages English newspaper. It contains national news, local news, Campus news, Entertainment news and Editorials. The team efforts are as follows:

Chief Editor: Ajinkya Salvi (RTVJ-11)
Sub. Editor: Shreya Singh (RTVJ-27)
Proof Reader: Arpita (PHT-16)
Reporters: Kritika (EMD-02), Shreya (RTVJ-27), Rohit (EMD-08), Nishant (DRS-08)
Photographer: Rohit Shehrawat (EMD-08), Kritika (EMD-02)
Typist: Sagar Bhatia (EDT-14), Sristi (RTVJ-28)
Ad Designer: Arpita (PHT-16)
Layout Designer: Ajinkya Salvi (RTVJ-11)



Loktantra Khabar
Published by: Dwanstar & Kshitij

It is a four Page Hindi Newspaper. This newspaper includes national news, local news, campus news and editorial page. Students' efforts are as follows:

Editor: Shikha (RTVJ-16)
Sub editors: Gautam Kumar (DRS-06)
Proof Reader: Nikhil Verma (EMD-05)
Reporters: Renu (RTVJ-10), Ekansh (MDM-01), Dhiraj (RTVJ-30), Sikander (DRS-07)
Photographers: Aditya Thomas (PHT-11), Neeraj (TVP-09)
Logo Designer: Kaustubh Joshi (AFM-03)
Typist: Ramjeet verma (EDT-13)
Designer: Ajendra yadav (EDT-08)



The Explorer
Published by: Enigma and Lush Strings

The Explorer is a six pages English newspaper. The team members covered national news, city news, sports news & campus events. Following are the details of group members' efforts:

Chief Editor: Shalini Negi (RTVJ-19)
Sub Editor: Nitin Panwar (DRS-11)
Proof Reader: Deepika Gola (RTVJ-20)
Photographer: Kunal Sawhney (CMR-08), Aditya Tripathi (EDT-12)
Typist: Satakshi Tripathi (DIP-01)
Reporters: Satakshi Tripathi (DIP-01), Rajat Kaushik (DRS-01), Nidhi Shail Kujur (RTVJ-21), Suraj (ACT-05), Isha Sanower (EMD-15), Kunal Sawhney (CMR-08)
Layout Designer: Yoshieta Gupta (TVP-22), Aditya Tripathi (EDT-12)
Logo Designer: Aditya Tripathi (EDT-12)



The NEWS Line
Published by: First Frame and Manchan

This English Newspaper contains total Six Pages. The group covered various news stories like national news, city news, campus news and sports news. Details of Team's effort are as follows:

Chief Editor: Deeksha Sharma (RTVJ-14)
Sub Editor: UtkarshAwasthi (RTVJ-32)
Proof Reader: Divya Singhmar (TVP-14), Kritika Mehta (DRS-10)
Reporter: Utkarsh Kaudinya (RTVJ-17), Vishal (RTVJ-09), Bhawna (EMD-04), Nishu Yadav (TVP-02)
Photographer: Ravikant (CMR-16), Vivek (CMR-20)
Layout Desingner: Gagan (AFM-07), Anshul (EDT-20)



GRAVANA
Published by: Gravity and Nirvana

Gravana is an English newspaper containing five pages. This newspaper includes national news, local news, entertainment news, campus news, sports news and daily horoscope. Students' contribution is as follows:

Chief Editor: Tavishi Dogra (RTVJ-22)
Sub-Editor: Eshita Dhamija (TVP-12)
Proof Reading: Pragyanisni Kar (TVP-11), Arun Kumar (DRS-09)
Reprosters: Siddhant Maik (EMD-03), Kulbhushan (RTVJ-36), Tushar Sharma (EMD-07)
Typist: Amandeep (PHT-18)
Photographer: Tanvi Sethi (DIP-02), Sumit (CMR-04)
Cartoonist: Siddhant Malik (EMD-03)
Layout Designer: Eshita Dhamija (TVP-12)

2D, 3D MOVIE & WALKTHROUGH BY ANIMATION STUDENTS

Animation is a new boon in the industry. Students of Animation learn latest technique to enter in this field. AFM students enhance their Animation skills by the making of 2D and 3D movies with special effects for Audio & Video.

2D Movie Rabbit and Lion



This 2D movie is based on the story of a "Rabbit and Lion" in which the cruel Lion eats the animals of the jungle as per his wish whenever he wants. But the clever Rabbit plays a game with the Lion and he overcomes the fear which everyone in the jungle was facing. We tried to show that with intelligence we can overcome any of our fear.

(Lokesh AFM-01, Shivendra AFM-02, Kaustubh AFM-03, Divya AFM-04, Rajat AFM-05, Shravan AFM-06, Gagan AFM-07, Trishya AFM-08, Shubham AFM-09, Q S Mushkbez AFM-10 & Kundan AFM-12)

3D Movie Drinking and Driving



This 3D movie is based on the cases of "Drinking and Driving". It shows that a man gets frustrated from his work and daily life, so he drinks regularly to remove stress. One day when he drinks and drives after his work, suddenly he met with an accident and he dies, from his accident other man standing nearby learns a lesson of not drinking as it can be dangerous for our life only.

(Lokesh AFM-01, Shivendra AFM-02, Kaustubh AFM-03, Divya AFM-04, Rajat AFM-05, Shravan AFM-06, Gagan AFM-07, Trishya AFM-08, Shubham AFM-09, Q S Mushkbez AFM-10 & Kundan AFM-12)

Walkthrough The Ramirez Island



Based on 3d Shot Plot - Criminal Mastermind (Internationally Most Wanted) - Ramirez D'mello, had been hiding on his island for long, the U.S Air- force got coordinates of his location, and is now on their way to his island to arrest him. Ramirez D'mello - (Crime History) * Famous Drug Mafia* Known For Illegal Possession Of An Oil Field In Middle East Wanted For Triple Murder Case (trish-mike-froffer) At Los Santos Since 2014.

(shravan Afm-06 & Rajat Afm-05)

Walkthrough Island



This is a island, in which a helicopter is flying above the island, the island has a house, a bridge, a flag, etc. To complete this project Kundan Kumar (AFM-12) used 3DS Max for modeling, texturing and rendering.

(Shubham AFM-09 & Kundan AFM-12)

Walkthrough New Whale



This 3d walkthrough is basically about an island which is newly made by the company new whale in a sea. It is an idea of the company to advertised his idea to attract consumer and investors so that's why they made a 3d walkthrough of their island. This island consist of all the requirement daily life. Basically this is the advanced island in which many tall buildings are situated. It also have a cricket stadium, flyover, plane roads and fountain in the road.

(Q S Mushkbez AFM-10 & Kaustubh AFM-03)

Walkthrough Trilok City




Trilok city is an overview of a developed city with all convenience nearby and around it. It has a school, college, office, house, a police station and all other grocery material store nearby. It also has a universe bank for the benefit of the people living in the city. It an open city made by Trishya (AFM-08) and Lokesh (AFM-01).

Walkthrough Kaboom



A strange and secret island surrounded by water from all directions. It has huge mountains and hills of rocks. And a modern hut with the comfort for people. Flags were at front of the hut to know the wind flow. From here the quietness and beauty is over because the bad people or the violent people started their show of war and from a mysterious dome-like island launched a missile into the sky. Before it was looking like their will be a fireworks but later it known that the island is in danger. The huge missile changed its direction and with time to time with fast and thundering sound hits the island. The vision became defective and all become black as end.

(Shivendra AFM-02, Divya AFM-04, Gagan AFM-07)



16 pages full colour magazine on Career is designed and produced by DIP students as their 2nd semester project. This magazine displays students' skill of photography and computer graphics.

ADVERTISEMENT DESIGN FOR PRINT MEDIA

Holidays and Getaways

UTTRAKHAND SIMPLE HEAVEN (MUSSOORIE)

Escape the Heat in the Queen of Hill MUSSOORIE

PLACES TO VISIT IN MUSSOORIE

- Lull Tibbo
- George Everest House
- Library Bazar
- Kempty Water Fall

Devbhoomi... The Land of God... The Delhi to Mussoorie

NUTAN STUDIOS

NIKON

Equipments on rent

Equipment available

Camera

Camera bag

Lens 18-55 & 55-200

Extra light

Flash Battery

for more information contact: 9811512125

Holidays and Getaways

UTTRAKHAND SIMPLE HEAVEN (MUSSOORIE)

Escape the Heat in the Queen of Hill MUSSOORIE

Family Holidays in India

The ECO FRIENDLY STATE

PLACES TO VISIT IN MUSSOORIE

- Lull Tibbo
- George Everest House
- Library Bazar
- Kempty Water Fall

Devbhoomi... The Land of God... The Delhi to Mussoorie

JBL

Powerful Music. Perfect Fit.

UNMATCHED

100% Full Range Sound

Quick Fit Phone

Smart Phone

iK Community

Speech Mode

© 2014 JBL Inc. All Rights Reserved. www.jbl.com | Delhi: 110027

JAPAN PREMIUM

Panasonic

INVITATION FOR THE LAUNCH EVENT OF PANASONIC LUMIX GH5

COMPARABLY THE INCOMPARABLE CAMERA

Venue: Hotel Shangri La's, Main Ballroom
19 Ashok Road, Connaught Place, New Delhi

Date: 01 May 2017

Time: 4PM to 7PM

LUMIX G

Pre-orders for Gh5 will be accepted at workshop

JAPAN PREMIUM

Panasonic

4K PROFESSIONAL WORKSHOP WITH THE FAMOUS BRITISH DOP NICK DRIFTWOOD.

4K PRO CENTRE

E-55 Connaught Place, Inner Circle, New Delhi (110001)

Sandesh Parimar: +918810299277

LUMIX G

Pre-orders for Gh5 will be accepted at workshop



iPhone 6S

iPhone 6S (128GB)

Camera

Apple Pay

Battery Life

Speed

Design

Performance

CALENDARS

Shooting and selection of photograph, colour scheme, design, layout, these are the practices which every student of DIP and AFM perform while working on this assignment. Below are some calendars made by students. All Calendars contains 14 pages full of information of subject and holidays.

Islamic Monuments in Delhi NCR



This table calendar of year 2017 is based on the topic "Islamic Monuments in Delhi-NCR". Delhi is a city with an impressive and remarkable history as it has many Islamic Monuments. In this calendar students have showed few ancient Islamic Monuments like Qutub Minar, Red Fort, Jama Masjid etc.



Hospitals in Delhi NCR



This table calendar of year 2017 is based on the topic "Hospitals of Delhi-NCR". There are many government and private Hospitals in Delhi NCR. This calendar contains details of some Hospitals like AIIMS, Max Hospital, B L Kapoor Hospital, etc.



Gardens in Delhi




This table calendar of year 2017 is based on the topic "Gardens in Delhi". Delhi has beautiful parks and gardens. A large number of people visit gardens in Delhi. In this calendar they have highlighted different gardens and parks like Lodhi Garden, Rose garden, Delhi Ridge Garden, etc.



Gardens in Delhi



This table calendar of year 2017 is based on the topic "Gardens in Delhi". Delhi has beautiful parks and gardens. A large number of people visit gardens in Delhi. In this calendar they have highlighted different gardens and parks like Lodhi Garden, Rose garden, Delhi Ridge Garden, etc.



Lutyens Delhi (British Era)



This table calendar of year 2017 is based on the topic "Lutyens Delhi (British Era)". Lutyens Delhi is named after the British architect Edwin Lutyens, who was responsible for much of the architectural design and building when India was part of the British Empire. This calendar shown a few Lutyens like Connaught Place, Baroda House, Parliament House, etc.



Temples in Delhi NCR



This table calendar of year 2017 is based on the topic "Temples in Delhi-NCR". Temples are sign of purity and equality. This calendar includes different temples like Lotus Temple, Akshardham Mandir, Kalkaji Mandir, Birla Mandir, etc.




Temples in Delhi NCR



This table calendar of year 2017 is based on the topic "Temples in Delhi-NCR". Temples are sign of purity and equality. This calendar includes different temples like Lotus Temple, Akshardham Mandir, Kalkaji Mandir, Birla Mandir, etc.



Colleges of Delhi-NCR



This table calendar of year 2017 is based on the topic "Colleges of Delhi-NCR". Colleges in Delhi are the centre of attraction among undergraduate students seeking higher education. This calendar contains information of different colleges like Hindu College, Gargi College, Hans Raj College, etc.



Concept to Screen in just 6 Hours

ONE DAY PROJECTS

This is a practical test conducted towards end of course. Can any one make documentary in just 6 hours? Yes, our students have proved that it is possible.

RTVJ

Mandi House

A place well known of art, craft, dance, drama and music. It is located in the heart of Delhi and invites all to receive the light of great Indian culture. NSD, DD and Sahitya Kala Kendra are situated here

Smart Public Toilet

Under Swachh Bharat Abhiyan, Smart Public Toilet is new initiative by the NDMC. It is well equipped with all modern facilities such as Wi-Fi, Drinking Water, Rooftop Solar Panel and many more.

Open Gym

Open Gym is great initiative by the Govt of Delhi. It is made for the public in Public Park free. One can use this open gym facilities in his locality. It is basically to make you fit and healthy.

Footpath Dhaba

Footpath Dhaba is life line for all auto rickshaw drivers. They heavily depended on these dhaba for their lunch and dinner. These dhaba provides not only cheap but healthy and tasty foods to all.

Meeting Point

Meeting point is a place where students spend their time in planning their assignment. They use this place in discussion and interaction with each other. It is a place where they understand each other.

Regal Cinema

Regal Cinema is the heart of delhi where everyone forgets his burden and stress in his life. It is now under renovation so for few month it will be out of service.

CMR+EDT

Tech Genius

An Anchor based Educational Programme explaining all the function of different Camera Supports like Tripod, Glide cam, Steady cam, Shoulder mount etc.

Digi Talks

In this educational Program Anchor explain the use of various Accessories like Star Filter, UV Filter, and Remote e.t.c. in different situations.

Creative Croma Studio

In this Video Programme, the Procedure of shooting Croma explained with green screen. Also, the post production of green screen is demonstrated on editing Software.

Clock Studio

Light is the integral part of video. This programme highlighted different lighting patterns like 3 point lighting, silhouette, ghost effect etc.

Tarang

Sound is a type of Energy made by vibrations. In this Video, Anchor demonstrated and explained all the controls of Audio Mixer.

Studio 9

This Educational Program showcases on different shot sizes which creates meaning. It also highlights camera angles.

TVP+DRS

Follow Traffic Rules

It is a video spot to spread awareness about road safety. It shows the after death story of a college going boy who met an accident and went to Yamlok.

Mein Hun Nishtha

This short fiction revolves around dependency of women over men in her period of life. It is the life story of Nishtha who is dependent on her father and brother during her childhood and when she grows up her husband became necessity of life for her.

Jeena isi ka Naam Hai:

It is music video which captures a day life of a peon who is working in the office. It shows how his day starts and ends.

Choose to Vote:

An informative piece of art which shows the importance of voting. It teaches that the day of voting should not be considered as just a holiday but it should be taken as an act of responsibility.

Wrong Number

A comedy fiction which portray the character of a foolish Guard and his landlady. It shows that how a wrong number make that guard to kill his landlady.

Haanikarak Baapu

A music video with a comic angle in it. Story of a boy, girl and their father. This video shows the view of the little girl who is suffering from girl child discrimination.

DISSERTATION BY STUDENTS OF MEDIA MANAGEMENT

Our Media Mangers work on research based project and exhibit their skill of management & business presentation on assigned topic. This boosts their confidence to enter into Management field of Electronic Media.

'New Community TV Channel'

Ekansh Kumar (MDM-01)

In our country over 70% of the total population live in villages. Agriculture and agriculture related activates contribution about 75% of the income in rural areas. A New community TV Channel helps famers for their agriculture.



Reality Show'

Monalisa Nayak (MDM-02)

This is a reality show which is basically of a fashion design show. It will be a theme based program. In which students of different Institution from different cities get to how their talent in this show. As it is judgment show so, decision will be on the judges. There will be no voting process for any contestant. This will be 8 weeks programme. Every end of the week there will be elimination.



'Woman Empowerment'

Priyanka Sarangi (MDM-03)

Women empowerment is very sensitive topic. From political aspects to women employment, from acid attacks to sexual abuse every minute issue regarding the status of women is covered in module.



" Roadside Romeo: DE DANA DAN" (Reality Show)

Navneet Kaur (MDM-05)

"Roadside Romeo: De Dana Dan" is a 15-episode reality based - web series that is grounded on the social stigma of "eve teasing" happening in different parts of the country. Eve teasing is a huge issue in many metropolitan cities of India. Large percentages of Indian women have faced or are facing this menace. There are different levels of eve teasing and the very word teasing kind of belies the actual scale of harassment it implies. Women are subjected to lewd remarks, cat calls, outstretched hand s that reach out for their private parts, pinching and even groping.



Show Makers- 2017

Shreya Soni (MDM-06)





Show Makers 2017 is a 3 day Mega Event to be held in the month of December at Siri Fort Auditorium.

This show give platform for budding media professionals, actors dancers, singers and designers where they can showcase their talent, stage their piece of creativity, perform on their own beats, sing the melancholy of their own notes and handle media professionally.






GRAPHIC WORK DESIGNED & PRODUCED BY DIP STUDENTS

BROCHURE, INVITATION CARDS & SKETCHES



Work of Graphic Designers Contd.....





RTVJ



TVP+DRS+MDM



AFM+ACT+EMD



PHT+DIP



CMR+EDT

When you work with unqualified personnel this is how you feel...



Do you find your TV Reporter is just a Journalist and technically very poor or not camera friendly? After all he/she is representing your channel....

Do you find that your cameraman can't keep pace with the production schedule, so you have to spend 40 to 50% extra on production cost?

Do you find your Video Editor gets irritated while working on your requirement and keeps on blaming the cameraman on wrong footage?

Do you find your Director can't workout proper production cost or takes preproduction very lightly, and your programme gets over budgeted?

In that case, you must hire qualified personnel from Bharatiya Vidya Bhavan's Department of Film, TV & Animation Studies (BVBFTS).

Just a degree in journalism or skill of handling machines is not enough for our trade. Person must have esthetic sense of visual media, and full confidence to work in front or behind the camera, holding all technical capabilities.

Every year we train several Media Professionals, all of them acquire a strong foundation, and the best understanding required for the electronic media. They will save your money and time by approaching work in the right way. You will find them the best in the long run.

Our trained professionals will make you feel happy



For your requirement of qualified TV Journalists, Directors, TV Producers, TV Actors, Cameramen, Editors, Photographers, Animators, Graphic Designers and Media Managers....

Contact : PRO-BVBFTS
Bharatiya Vidya Bhavan
Kasturba Gandhi Marg
New Delhi-110 001
Website: www.bvbfts.com
Email: bvbfts@gmail.com



Tel: 011-23389449, 23388021, 8745 005 005